

GENERAL CATALOG 2024



TORQUE WRENCH

AND ANALYZER

<https://www.bestool-kanon.co.jp>



NAKAMURA MFG.CO.,LTD.
TSURU FACTORY



ISO 9001
JQA-2434



ISO 14001
JQA-EM1367

BESTOOL-KANON

Exploring the frontiers of higher accuracy and reliability.

Every single fastener fulfills an important function maintaining the life of every product. In the transportation or chemical industries, if a fastener loosens from improper tightening, it might cause a serious disaster costing human life. We focus our techniques and wisdom, accumulated over many years, on preventing such occurrences.

Tightening only by hand will cause unexpected disaster. For example,

Traffic accidents

Improper wheel nut tightening resulting in wheels coming off.

Construction accidents

Improper tightening of structural joints resulting in collapsing scaffolding or buildings.

Explosions

Improperly tightened underground gas line joints resulting in leakage and explosion.

Chemical accidents

In chemical plants, improperly tightened joints can release toxic substances.

Torque tools play an important role in preventing such incidents.

Torque tools tighten joints uniformly with adequate force.

In particular they serve:

1. To prevent under-or-over-tightening.
2. To tighten multiple bolts uniformly.
3. To adequately generate the clamping force required for bolted joints.

BESTOOL-KANON

NOTE: Can be calibrated to : Inch pounds, Foot pounds, Newton meters.

PAGE 3

QLK

ADJUSTABLE, RATCHET TORQUE WRENCHES



PAGE 4

GLK QSPK



PAGE 5


QSPKH QSPK-A



PAGE 6

SPCK/SPCKH,SPCKA

PRE-SET, REPLACEABLE HEAD TORQUE WRENCHES



PAGE 7

LCK/GCK

ADJUSTABLE, REPLACEABLE HEAD TORQUE WRENCHES



PAGE 8

BCK


ADJUSTABLE, REPLACEABLE HEAD TORQUE WRENCHES WITH RUBBER GRIP



PAGE 8~10

HEADS

OPTIONAL REPLACEABLE HEADS



PAGE 11

SPK

PRE-SET TORQUE WRENCHES



PAGE 12


RSPK

PRE-SET, RING TORQUE WRENCHES



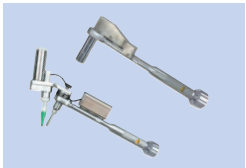
PAGE 13

QLK-LR/HYK



PAGE 14

MQLK MQLK-E



PAGE 15

TCSK-99MA SWPM Series



PAGE 16

ZLK/FK

INDICATOR PLATE TORQUE WRENCHES



PAGE 17

TOK-G

DIAL INDICATOR TORQUE WRENCHES



PAGE 18

DLT-N

KANON DIGITAL TORQUE WRENCH



PAGE 19

DTC-REV

DATA OUTPUT DIGITAL TORQUE WRENCHES



PAGE 20

DTC-REV-A DTC-REV-UW



PAGE 21

DTC-REV

DIGITAL TORQUE WRENCH WITH CONNECTED DISPLAY



PAGE 21

DTDK-REV

DIGITAL TORQUE DRIVER WITH CONNECTED DISPLAY



PAGE 22

LTDK

CLUTCH RELEASE TORQUE SCREW DRIVERS



PAGE 23

STDK


PRE-SET TORQUE DRIVERS



PAGE 24

DPSK

DIAL GAUGE TORQUE DRIVERS



PAGE 25

SGK

TORQUE GAUGES



PAGE 26

KDTA-GT-UC

DIGITAL TORQUE ANALYZERS



PAGE 27

KDTA-GTH-UC

LARGE DIGITAL TORQUE ANALYZERS



PAGE 28

KDTA-GTS-UC

DIGITAL TORQUE ANALYZERS



PAGE 28~29

DRT


KANON TORQUE MEASUREMENT MULTI-INDICATOR



PAGE 30

KDTA-DH

DIGITAL TORQUE ANALYZERS FOR TORQUE DRIVERS



PAGE 30

KDTA-D

DIGITAL TORQUE ANALYZERS FOR ELECTRIC DRIVERS



PAGE 31

TK

TENSION GAUGES



QLK ADJUSTABLE, RATCHET TORQUE WRENCHES

Freely set torque values within the capacity range. Replaceable socket, ratchet wrenches.

FEATURES

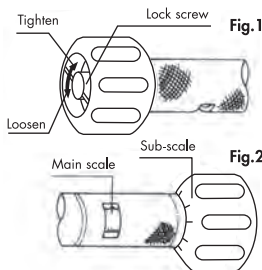
- The ratchet improves efficiency. These wrenches are well suited for repetitive work.
- By replacing the sockets, various sizes of fasteners can be tightened within the tool's capacity range.
- By reversing the ratchet, the wrench can be used to loosen fasteners counter-clockwise.
- Tightening to a torque setting can only be done clockwise.
- Accuracy : $\pm 3\%$ of indicated value over the full range.



ADJUSTING THE TORQUE SETTING


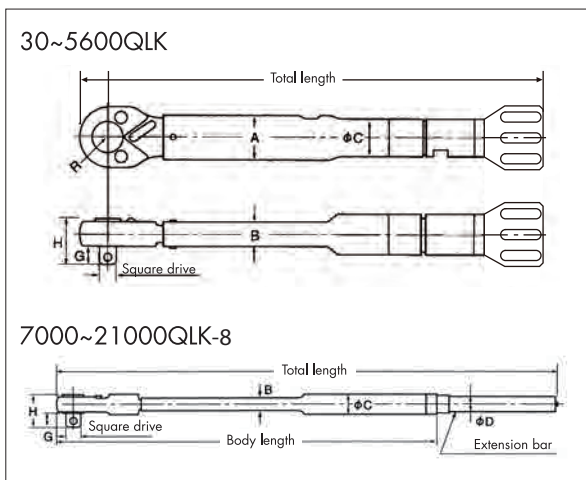
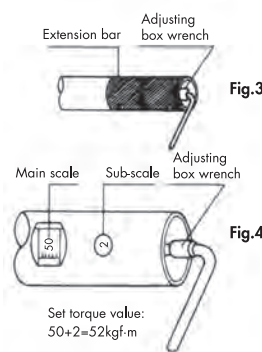
◆ 30QLK~5600QLK

- (1) Loosen the lock screw. (See Fig.1)
- (2) Turn the sub-scale and adjust to a torque value (the main scale plus the sub-scale)(See Fig.2)
- (3) Tighten the lock screw. (If the lock screw hits the pin before completely tightening, then change the position of the pin)



◆ 7000QLK~21000QLK-8

- (1) When applicable, mount the extension bar snugly all the way onto the body of the wrench.
- (2) With the extension bar mounted (See Fig.3), insert the hexagonal side of the adjusting box wrench.
- Without the extension bar (See Fig.4), insert the hexagonal side of the adjusting box wrench into the body.
- (3) Turn the adjusting box wrench to set the torque value. (the main scale plus the sub-scale)



| Model (kgf·cm/kgf·m) | Range | Increment | Old Model (cN·m/N·m) | New Model (cN·m/N·m) | Range | Increment | Model (lbf·in) | Range | Increment | Square drive | Total length | Dimensions (mm) | | | | | | | | Weight | Standard Accessory |
|-------------------------|--------------|--------------|-------------------------|-------------------------|----------|-----------|-------------------|----------|-----------|-----------------|----------------|-----------------|-----|------------|------|------|------|------|-------------|--------------|-----------------------------|
| | | | | | | | | | | | | Head | | | | Body | | | | | |
| | kgf·cm/kgf·m | kgf·cm/kgf·m | | | cN·m/N·m | cN·m/N·m | | lbf·in | lbf·in | mm | mm | H | G | R | A | B | C | D | Body length | kg | |
| 30QLK | 10~30 | 0.5 | N30QLK | CN300QLK | 100~300 | 5 | | | | 6.35 (1/4") | 187 | 18.8 | 7.5 | 12 | 18.2 | 9.6 | 15 | | | 0.19 | |
| 60QLK | 20~60 | 1 | N60QLK | N6QLK | 2~6 | 0.1 | | | | 9.53 (3/8") | 232 257 | 25 | 11 | 15.5 16 | 25 | 11.4 | 20 | | | 0.28 0.47 | |
| 120QLK | 40~120 | 2 | N120QLK | N12QLK | 4~12 | 0.2 | PI 120QLK | 40~120 | 2 | | | | | | | | | | | 0.81 | |
| 250QLK | 50~250 | 2 | N250QLK | N25QLK | 5~25 | 0.2 | PI 230QLK | 70~230 | 2 | | | | | | | | | | | 0.86 | |
| 500QLK | 100~500 | 5 | N500QLK | N50QLK | 10~50 | 0.5 | PI 450QLK | 100~450 | 5 | | | | | | | | | | | 1.5 | |
| 900QLK | 200~900 | 10 | N900QLK | N90QLK | 20~90 | 1 | | | | | | | | | | | | | | 1.95 | |
| 1000QLK | 200~1000 | 10 | N1000QLK | N100QLK | 20~100 | 1 | PI 1000QLK | 200~1000 | 10 | | | | | | | | | | | 2.1 | |
| 1400QLK | 400~1400 | 10 | N1400QLK | N140QLK | 40~140 | 1 | | | | | | | | | | | | | | 3.3 | |
| 1800QLK | 400~1800 | 20 | N1800QLK | N180QLK | 40~180 | 2 | | | | | | | | | | | | | | 1.95 | |
| 2000QLK | 400~2000 | 20 | N2000QLK | N200QLK | 40~200 | 2 | PI 2000QLK | 400~2000 | 20 | | | | | | | | | | | 2.1 | |
| 2800QLK | 400~2800 | 20 | N2800QLK | N280QLK | 40~280 | 2 | | | | | | | | | | | | | | 3.3 | |
| 3600QLK | 800~3600 | 20 | N3600QLK | N360QLK | 80~360 | 2 | | | | | | | | | | | | | | 5 | |
| 4200QLK | 6~42 | 0.2 | N4200QLK | N420QLK | 60~420 | 2 | | | | 19.05 (3/4") | 965 | 42.7 | 20 | 27.5 | 38 | 16 | 30 | | | 2.1 | |
| 5600QLK | 8~56 | 0.3 | N5600QLK | N560QLK | 80~560 | 3 | | | | 1,195 1,314 | 49.5 | | | 34 | 43.5 | 18 | 34 | | | 3.3 | |
| 7000QLK | 10~70 | 0.5 | N7000QLK | N700QLK | 100~700 | 5 | | | | 25.4 (1") | 1,388 1,538 | 58 | 27 | 38 | 54 | 23 | 42.7 | 31.8 | 990 | 6.2 | |
| 8500QLK | 10~85 | 0.5 | N8500QLK | N850QLK | 100~850 | 5 | | | | | 1,844 | | | 43.5 | 66 | 26 | 51 | 40 | 1,144 | 8.5 | |
| 10000QLK | 10~100 | 0.5 | N10000QLK | N1000QLK-8 | 100~1000 | 5 | | | | | 2,064 | | | 43.5 | 66 | 26 | 51 | 40 | 1,704 | 8.8 | Torque adjusting box wrench |
| 15000QLK | 20~150 | 1 | N15000QLK | N1500QLK | 200~1500 | 10 | | | | | | | | | | | | | | 14 | |
| 21000QLK-8 | 70~210 | 1 | N21000QLK | N2100QLK-8 | 700~2100 | 10 | | | | | | | | | | | | | | 19.5 | |

* is the new model that is applied from 1st January, 2016.

GLK ADJUSTABLE, RATCHET TORQUE WRENCHES WITH RUBBER GRIP

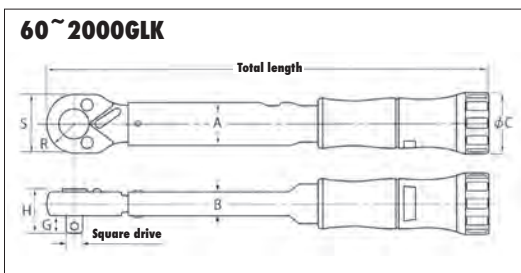
Freely set torque values within the capacity range. Replaceable socket, ratchet wrenches.

FEATURES

- The ratchet improves efficiency. These wrenches are well suited for repetitive work.
- By replacing the sockets, various sizes of fasteners can be tightened within the tool's capacity range.
- By reversing the ratchet, the wrench can be used to loosen fasteners counter-clockwise.
- Tightening to a torque setting can only be done clockwise.
- Accuracy : $\pm 3\%$ of indicated value over the full range.



60~2000GLK



| Model (kgf·cm) | Range kgf·cm | Increment kgf·cm | Model (N·m) | Range N·m | Increment N·m | Square drive mm | Total length mm | Dimensions (mm) | | | | | | | Weight kg |
|----------------|--------------|------------------|-------------|-----------|---------------|-----------------|-----------------|-----------------|------|------|------|------|------|----|-----------|
| | | | | | | | | Head | | | | Body | | | |
| | | | | | | | | H | G | S | R | A | B | φC | |
| 60GLK | 20~60 | 1 | N6GLK | 2~6 | 0.1 | 6.35 (1/4") | 187 | 18.8 | 7.5 | 24 | 12 | 18.2 | 9.6 | 29 | 0.2 |
| 120GLK | 40~120 | 2 | N12GLK | 4~12 | 0.2 | | 233 | | | | | | | | 0.28 |
| 250GLK | 50~250 | 2 | N25GLK | 5~25 | 0.2 | 9.53 (3/8") | 255 | 25 | 11 | 31 | 15.5 | | | | 0.47 |
| 500GLK | 100~500 | 5 | N50GLK | 10~50 | 0.5 | | 335 | | | | | | | | 0.8 |
| 1000GLK | 200~1000 | 10 | N100GLK | 20~100 | 1 | | 395 | 31 | 14 | 39.4 | 19.7 | 27.5 | 12.4 | 38 | 0.87 |
| 1400GLK | 400~1400 | 10 | N140GLK | 40~140 | 1 | 12.7 (1/2") | | | | | | | | | |
| 2000GLK | 400~2000 | 20 | N200GLK | 40~200 | 2 | | 480 | 33 | 15.4 | 46 | 23 | 34 | 15.4 | 40 | 1.48 |

QSPK PRE-SET, RATCHET TORQUE WRENCHES, METAL HANDLE

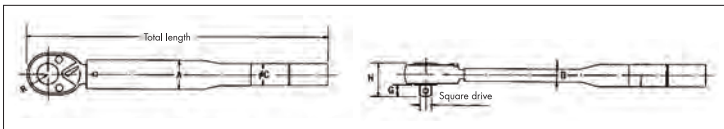
Pre-set torque value. Improved work efficiency with ratchet square drive.

FEATURES

- The ratchet drive enables quickly tightening fasteners to the preset torque. Suitable for repetitive jobs.
- The wrench's inner mechanism automatically resets itself for the the next job after disengaging from a tightened joint.
- Accuracy : $\pm 3\%$ of pre-set value.

EXAMPLE OF ORDER

Model | Pre-set Value
 | |
 N100QSPK × 72N·m




QSPK (Metal Handle)

| Model (kgf·cm) | Range kgf·cm | Old Model (N·m) | New Model (N·m) | Range N·m | Model (lbf·in/lbf·ft) | Range lbf·in/lbf·ft | Square drive mm | Total length mm | Dimensions (mm) | | | | | | | Weight kg |
|----------------|--------------|-----------------|-----------------|-----------|-----------------------|---------------------|-----------------|-----------------|-----------------|-----|------|------|------|------|------|-----------|
| | | | | | | | | | Head | | | | Body | | | |
| | | | | | | | | | H | G | R | A | B | C | | |
| 60QSPK | 20~60 | N60QSPK | N6QSPK | 2~6 | PI 60QSPK | 20~60 lbf·in | 6.35 (1/4") | 174 | 19.5 | 7.5 | 12.5 | 18.2 | 9.6 | 15 | 0.17 | |
| 120QSPK | 40~120 | N120QSPK | N12QSPK | 4~12 | PI 120QSPK | 40~120 // | | 220 | | | | | | | 0.25 | |
| 250QSPK | 50~250 | N250QSPK | N25QSPK | 5~25 | PI 230QSPK | 70~230 // | 9.53 (3/8") | 240 | 25 | 12 | 16 | 25 | 11.4 | 20 | 0.38 | |
| 500QSPK | 100~500 | N500QSPK | N50QSPK | 10~50 | PI 450QSPK | 100~450 // | | 340 | | | | | | | 0.64 | |
| 1000QSPK | 200~1000 | N1000QSPK | N100QSPK | 20~100 | PI 900QSPK | 200~900 // | | 380 | 31 | 14 | 19.7 | 27.5 | 12.4 | 21.7 | 0.7 | |
| 1400QSPK | 400~1400 | N1400QSPK | N140QSPK | 40~140 | PI 1400QSPK | 400~1400 // | | 463.5 | 33 | | | | | | 1.35 | |
| 2000QSPK | 400~2000 | N2000QSPK | N200QSPK | 40~200 | PI 1800QSPK | 400~1800 // | | 664 | 42 | | | 23 | 34 | 15.4 | 27.2 | |
| 2800QSPK | 600~2800 | N2800QSPK | N280QSPK | 60~280 | PI 2800QSPK | 600~2800 // | 19.05 (3/4") | 935 | 42 | 20 | 27.5 | 38 | 16 | 30 | 1.75 | |
| 4200QSPK | 600~4200 | N4200QSPK | N420QSPK | 60~420 | PF 300QSPK | 50~300 lbf·ft | | | | | | | | | 3.5 | |

RE-SETTING THE PRE-SET TORQUE

(SPK · RSPK · QSPK · SPCK · TYPES)

- (1) Remove the screw cap with a slot drive screw driver.
- (2) Loosen the setting screw with a hex wrench.
- (3) Rotate the adjusting tool to clockwise to increase or counterclockwise to reduce torque. Check the set torque value with torque analyzer.
- (4) Tighten the setting screw with a hex wrench.
- (5) Screw on the screws cap and tighten it.



| Model | Applicable Torque wrench Tools |
|---------------------|--|
| Adjusting Tool No.1 | (N)3,8,19SPK(H),N3,5,9,21RSPK(H),N6,12,25QSPK(H),30,80,190SPK(H),RSPK(H),60,120,250QSPK(H) |
| Adjusting Tool No.2 | N38,67SPK(H),N42,73RSPK(H),N50,100,140QSPK(H),380,670SPK(H),RSPK(H),500,1000,1400QSPK(H) |
| Adjusting Tool No.3 | N120,160,220SPK,N127,170,230RSPK,N200,280QSPK,1200,1600,220SPK,RSPK,2000,2800QSPK |
| Adjusting Tool No.4 | N310SPK,N320RSPK,N420QSPK,3100SPK,RSPK,4200QSPK |
| Adjusting Tool No.5 | N420SPK,N430RSPK,4200SPK,RSPK |

* Adjusting tool is option.

* is the new model that is applied from 1st January, 2016.

QSPKH PRE-SET, RATCHET TORQUE WRENCHES WITH RUBBER GRIP

Pre-set torque value. Improved work efficiency with ratchet square drive.



60~1400QSPKH(with Rubber Grip)
N6~N140QSPKH(with Rubber Grip)

FEATURES

- The ratchet drive enables quickly tightening fasteners to the preset torque. Suitable for repetitive jobs.
- The wrench's inner mechanism automatically resets itself for the next job after disengaging from a tightened joint.
- Accuracy : $\pm 3\%$ of pre-set value.
- H-type : The end cap is removed with a slotted screwdriver to adjust torque.



| Model (kgf·cm) | Range kgf·cm | Old Model (N·m) | New Model (N·m) | Range N·m | Square drive mm | Total length mm | Dimensions (mm) | | | | | | Weight kg |
|----------------|--------------|-----------------|-----------------|-----------|-----------------|-----------------|-----------------|-----|------|------|------|------|-----------|
| | | | | | | | Head | | | Body | | | |
| | | | | | | | H | G | R | A | B | C | |
| 60QSPKH | 20~60 | N60QSPKH | N6QSPKH | 2~6 | 6.35 (1/4") | 174 | 19.5 | 7.5 | 12.5 | 18.2 | 9.6 | 26.5 | 0.19 |
| 120QSPKH | 40~120 | N120QSPKH | N12QSPKH | 4~12 | | | | | | | | | |
| 250QSPKH | 50~250 | N250QSPKH | N25QSPKH | 5~25 | 9.53 (3/8") | 220 | 25 | 12 | 16 | 25 | 11.4 | 32.7 | 0.27 |
| 500QSPKH | 100~500 | N500QSPKH | N50QSPKH | 10~50 | | | | | | | | | |
| 1000QSPKH | 200~1000 | N1000QSPKH | N100QSPKH | 20~100 | 12.7 (1/2") | 340 | 31 | 14 | 19.7 | 27.5 | 12.4 | 37 | 0.69 |
| 1400QSPKH | 400~1400 | N1400QSPKH | N140QSPKH | 40~140 | | | | | | | | | |
| | | | | | | | | | | | | | 0.75 |

Note : Use a KANON torque wrench analyzer when adjusting torque. Without the analyzer, torque cannot be adjusted.

* is the new model that is applied from 1st January, 2016.

QSPKA PRE-SET, RATCHET TORQUE WRENCHES WITH RUBBER GRIP

Pre-set torque value. Improved work efficiency with ratchet square drive.



60~1400QSPKA(with Rubber Grip)
N6~N140QSPKA(with Rubber Grip)

FEATURES

- The ratchet drive enables quickly tightening fasteners to the preset torque. Suitable for repetitive jobs.
- The wrench's inner mechanism automatically resets itself for the next job after disengaging from a tightened joint.
- Accuracy : $\pm 3\%$ of pre-set value.
- A-type : Adjusted setting torque value by hex wrench.



* Hex wrench is option

| Model (kgf·cm) | Range kgf·cm | Old Model (N·m) | New Model (N·m) | Range N·m | Square drive mm | Total length mm | Dimensions (mm) | | | | | | Weight kg |
|----------------|--------------|-----------------|-----------------|-----------|-----------------|-----------------|-----------------|-----|------|------|------|------|-----------|
| | | | | | | | Head | | | Body | | | |
| | | | | | | | H | G | R | A | B | C | |
| 60QSPKA | 20~60 | N60QSPK-A | N6QSPKA | 2~6 | 6.35 (1/4") | 174 | 19.5 | 7.5 | 12.5 | 18.2 | 9.6 | 26.5 | 0.19 |
| 120QSPKA | 40~120 | N120QSPK-A | N12QSPKA | 4~12 | | | | | | | | | |
| 250QSPKA | 50~250 | N250QSPK-A | N25QSPKA | 5~25 | 9.53 (3/8") | 220 | 25 | 12 | 16 | 25 | 11.4 | 32.7 | 0.27 |
| 500QSPKA | 100~500 | N500QSPK-A | N50QSPKA | 10~50 | | | | | | | | | |
| 1000QSPKA | 200~1000 | N1000QSPK-A | N100QSPKA | 20~100 | 12.7 (1/2") | 340 | 31 | 14 | 19.7 | 27.5 | 12.4 | 37 | 0.69 |
| 1400QSPKA | 400~1400 | N1400QSPK-A | N140QSPKA | 40~140 | | | | | | | | | |
| | | | | | | | | | | | | | 0.75 |

Note : Use a KANON torque wrench analyzer when adjusting torque. Without the analyzer, torque cannot be adjusted.

* is the new model that is applied from 1st January, 2016.

SPCK PRE-SET, REPLACEABLE HEAD TORQUE WRENCHES

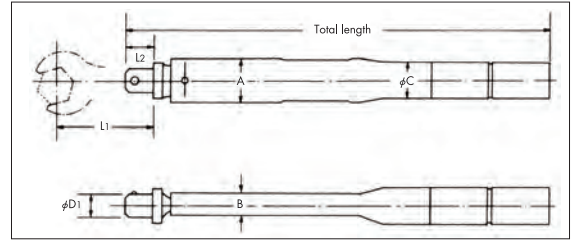
Work at a set torque value can proceed smoothly while using various replaceable heads.

FEATURES

- Replaceable ratchet, open end wrench, ring, and hex drive heads are available.
- Pre-set torque wrench well suited for repetitive jobs at the specified torque value.
- Accuracy : $\pm 3\%$ of pre-set value

USING AN SPCK

Mount the head on the drive.



| Model (kgf·cm) | Range kgf·cm | Old Model (N·m) | New Model (N·m) | Range N·m | Total length mm | Dimensions (mm) | | | | | | Weight kg | Replaceable heads |
|----------------|--------------|-----------------|-----------------|-----------|-----------------|-----------------|-----|----|------|------|------|-----------|-------------------------------|
| | | | | | | Head | | | Body | | | | |
| | | | | | | φD1 | L1 | L2 | A | B | φC | | |
| 60SPCK | 20~60 | N60SPCK | N6SPCK | 2~6 | 161 | 10 | 45 | 13 | 18.2 | 9.6 | 15 | 0.15 | 12QCK, |
| 120SPCK | 40~120 | N120SPCK | N12SPCK | 4~12 | | | | | | | | | 25 (QCK, SCK, RCK, HCK) |
| 250SPCK | 50~250 | N250SPCK | N25SPCK | 5~25 | 196 | 12 | 55 | 16 | 25 | 11.4 | 20 | 0.27 | 50 (QCK, SCK, RCK, HCK) |
| 500SPCK | 100~500 | N500SPCK | N50SPCK | 10~50 | 220 | | | | | | | | 15 |
| 1000SPCK | 200~1,000 | N1000SPCK | N100SPCK | 20~100 | 312 | 18 | 80 | 22 | 34 | 15.4 | 27.2 | 0.92 | 200 (QCK, SCK, RCK, HCK, NCK) |
| 2000SPCK | 400~2,000 | N2000SPCK | N280SPCK | 40~200 | 428 | | | | | | | | 22 |
| 2800SPCK | 600~2,800 | N2800SPCK | N440SPCK | 60~280 | 590 | 22 | 100 | 27 | 39 | 16 | 30 | 2.6 | |
| 4400SPCK | 600~4,400 | N4400SPCK | | 60~440 | 893 | | | | | | | | |

SPCKH, SPCKA PRE-SET, REPLACEABLE HEAD TORQUE WRENCHES WITH RUBBER GRIP

Work at a set torque value can proceed smoothly while using various replaceable heads.



Optional Replaceable Heads (Refer to the page 10)



■ H-type : The end cap is removed with a slotted screwdriver to adjust torque.

| Model (kgf·cm) | Range kgf·cm | Old Model (N·m) | New Model (N·m) | Range N·m | Total length mm | Dimensions (mm) | | | | | | Weight kg | Replaceable heads |
|----------------|--------------|-----------------|-----------------|-----------|-----------------|-----------------|----|----|------|------|------|-----------|-------------------------|
| | | | | | | Head | | | Body | | | | |
| | | | | | | φD1 | L1 | L2 | A | B | φC | | |
| 60SPCKH | 20~60 | N60SPCKH | N6SPCKH | 2~6 | 161 | 10 | 45 | 13 | 18.2 | 9.6 | 26.5 | 0.17 | 12QCK, |
| 120SPCKH | 40~120 | N120SPCKH | N12SPCKH | 4~12 | | | | | | | | | 25 (QCK, SCK, RCK, HCK) |
| 250SPCKH | 50~250 | N250SPCKH | N25SPCKH | 5~25 | 196 | 12 | 55 | 16 | 25 | 11.4 | 32.7 | 0.3 | 50 (QCK, SCK, RCK, HCK) |
| 500SPCKH | 100~500 | N500SPCKH | N50SPCKH | 10~50 | 220 | | | | | | | | 15 |
| 1000SPCKH | 200~1,000 | N1000SPCKH | N100SPCKH | 20~100 | 312 | | | | | | | | |

■ A-type : Adjusted setting torque value by hex wrench.

| Model (kgf·cm) | Range kgf·cm | Model (N·m) | Range N·m | Total length mm | Dimensions (mm) | | | | | | Weight kg | Replaceable heads |
|----------------|--------------|-------------|-----------|-----------------|-----------------|----|----|------|------|------|-----------|-------------------------|
| | | | | | Head | | | Body | | | | |
| | | | | | φD1 | L1 | L2 | A | B | φC | | |
| 60SPCKA | 20~60 | N6SPCKA | 2~6 | 161 | 10 | 45 | 13 | 18.2 | 9.6 | 26.5 | 0.17 | 12QCK, |
| 120SPCKA | 40~120 | N12SPCKA | 4~12 | | | | | | | | | 25 (QCK, SCK, RCK, HCK) |
| 250SPCKA | 50~250 | N25SPCKA | 5~25 | 196 | 12 | 55 | 16 | 25 | 11.4 | 32.7 | 0.3 | 50 (QCK, SCK, RCK, HCK) |
| 500SPCKA | 100~500 | N50SPCKA | 10~50 | 220 | | | | | | | | 15 |
| 1000SPCKA | 200~1,000 | N100SPCKA | 20~100 | 312 | | | | | | | | |

* is the new model that is applied from 1st January, 2016.

LCK

ADJUSTABLE, REPLACEABLE HEAD TORQUE WRENCHES

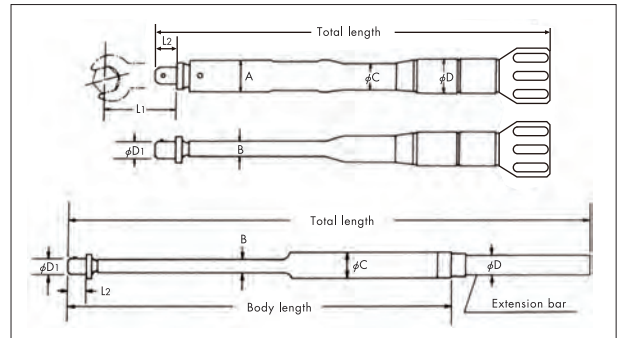
Freely replace heads according to work applications. The combination of replaceable heads and torque adjustability make this series extremely versatile.

FEATURES

- Ring, ratchet, open end wrench and hex drive heads are available.
- The torque can be set to any value within the capacity range.
- Models are available ranging from 20 kgf·cm to 15,000 kgf·cm.
- Accuracy : ±3% of indicated value over the full range



LCK



| Model (kgf·cm/kgf·m) | Range kgf·cm/kgf·m | Increment kgf·cm/kgf·m | Old Model (N·m) | New Model (N·m) | Range N·m | Increment N·m | Total length mm | Dimensions (mm) | | | | | | | Weight kg | Replaceable heads | |
|-------------------------|-----------------------|---------------------------|--------------------|--------------------|--------------|------------------|--------------------|-----------------|-----|----|------|------|------|------|--------------|-------------------|-----------------------------------|
| | | | | | | | | Head | | | Body | | | | | | |
| | | | | | | | | phi D1 | L1 | L2 | A | B | C | D | Body length | | |
| 60LCK | 20 ~ 60 kgf·cm | 1 kgf·cm | N60LCK | N6LCK | 2 ~ 6 | 0.1 | 174 | 10 | 45 | 13 | 18.2 | 9.6 | 15 | | | 0.18 | 12QCK, 25 (QCK, SCK, RCK, HCK) |
| 120LCK | 40 ~ 120 // | 2 // | N120LCK | N12LCK | 4 ~ 12 | 0.2 | | | | | | | | | | 0.21 | 25 (QCK, SCK, RCK, HCK) |
| 250LCK | 50 ~ 250 // | 2 // | N230LCK | N25LCK | 5 ~ 25 | 0.2 | | | | | | | | | | 208 | 0.38 |
| 500LCK | 100 ~ 500 // | 5 // | N450LCK | N50LCK | 10 ~ 50 | 0.5 | 238 | 12 | 55 | 16 | 25 | 11.4 | 20 | | | 0.6 | 100 (QCK, SCK, RCK, HCK, NCK) |
| 1000LCK | 200 ~ 1000 // | 10 // | N900LCK | N100LCK | 20 ~ 100 | 1 | 331 | 15 | 65 | 18 | 27.5 | 12.4 | 21.7 | | | 1.35 | 200 (QCK, SCK, RCK, HCK, NCK) |
| 2000LCK | 400 ~ 2,000 // | 20 // | N1800LCK | N200LCK | 40 ~ 200 | 2 | 455 | 18 | 80 | 22 | 34 | 15.4 | 27.2 | | | 1.81 | 280 (QCK, SCK, RCK, HCK) |
| 2800LCK | 400 ~ 2,800 // | 20 // | N2800LCK | N280LCK | 40 ~ 280 | 2 | 653 | 22 | 100 | 27 | 39 | 16 | 30 | | | 2.8 | 440 (QCK, SCK, RCK) |
| 4400LCK | 6 ~ 44 kgf·m | 0.2 kgf·m | N4400LCK | N440LCK | 60 ~ 440 | 2 | 908 | 30 | 125 | 45 | 43.5 | 18 | 34 | 27.2 | 876 | 4.1 | 700 (QCK, SCK, RCK) |
| 5600LCK | 8 ~ 56 // | 0.3 // | N5600LCK | N560LCK | 80 ~ 560 | 3 | 1086 | | | | | | | | | 46 | |
| 7000LCK | 10 ~ 70 // | 0.5 // | N7000LCK | N700LCK | 100 ~ 700 | 5 | 1206 | 34 | 130 | 47 | 54 | 23 | 42.7 | 31.8 | 984 | 7.2 | 1000 (QCK, SCK, RCK) |
| 8500LCK | 10 ~ 85 // | 0.5 // | N8500LCK | N850LCK | 100 ~ 850 | 5 | 1267 | | | | | | | | | 46 | |
| 10000LCK | 10 ~ 100 // | 0.5 // | N10000LCK | N1000LCK | 100 ~ 1,000 | 5 | 1417 | 38 | 160 | 60 | 66 | 26 | 51 | 40 | 1003 | 13.5 | 2100QCK, 1500 (SCK, RCK) |
| 15000LCK | 20 ~ 150 // | 1 // | N14000LCK | N1500LCK | 200 ~ 1,500 | 10 | 1700 | | | | | | | | | | |

GCK

ADJUSTABLE, REPLACEABLE HEAD TORQUE WRENCHES WITH RUBBER GRIP

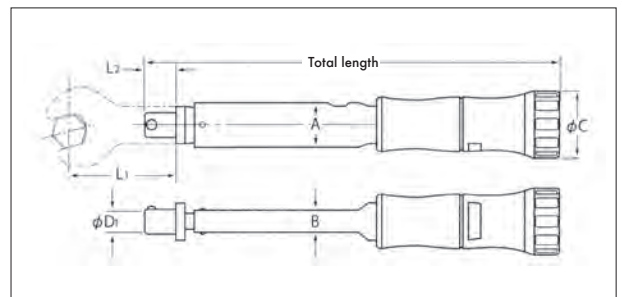
Freely replace heads according to work applications. The combination of replaceable heads and torque adjustability make this series extremely versatile.

FEATURES

- Ring, ratchet, open end wrench and hex drive heads are available.
- The torque can be set to any value within the capacity range.
- Models are available ranging from 20 kgf·cm to 2,000kgf·cm.
- Accuracy : ±3% of indicated value over the full range



GCK



| Model (kgf·cm) | Range kgf·cm | Increment kgf·cm | Model (N·m) | Range N·m | Increment N·m | Total length mm | Dimensions (mm) | | | | | | Weight kg | Replaceable heads | | | |
|-------------------|-----------------|---------------------|----------------|--------------|------------------|--------------------|-----------------|----|----|------|------|----|--------------|-------------------|------|-----------------------------------|-------------------------|
| | | | | | | | Head | | | Body | | | | | | | |
| | | | | | | | phi D1 | L1 | L2 | A | B | C | | | | | |
| 60GCK | 20 ~ 60 | 1 | N6GCK | 2 ~ 6 | 0.1 | 174 | 10 | 45 | 13 | 18.2 | 9.6 | 29 | | | 0.18 | 12QCK, 25 (QCK, SCK, RCK, HCK) | |
| 120GCK | 40 ~ 120 | 2 | N12GCK | 4 ~ 12 | 0.2 | | | | | | | | | | 0.21 | | 25 (QCK, SCK, RCK, HCK) |
| 250GCK | 50 ~ 250 | 2 | N25GCK | 5 ~ 25 | 0.2 | | | | | | | | | | 209 | | 0.37 |
| 500GCK | 100 ~ 500 | 5 | N50GCK | 10 ~ 50 | 0.5 | 235 | 12 | 55 | 16 | 25 | 11.4 | 35 | | | 0.6 | 100 (QCK, SCK, RCK, HCK, NCK) | |
| 1000GCK | 200 ~ 1,000 | 10 | N100GCK | 20 ~ 100 | 1 | 327 | 15 | 65 | 18 | 27.5 | 12.4 | 38 | | | 0.68 | 100 (QCK, SCK, RCK, HCK, NCK) | |
| 1400GCK | 400 ~ 1,400 | 10 | N140GCK | 40 ~ 140 | 1 | 365 | 18 | 80 | 22 | 34 | 15.4 | 40 | | | 1.3 | 200 (QCK, SCK, RCK, HCK, NCK) | |
| 2000GCK | 400 ~ 2,000 | 20 | N200GCK | 40 ~ 200 | 2 | 480 | | | | | | | | | | | |

* is the new model that is applied from 1st January, 2016.

BCK ADJUSTABLE, REPLACEABLE HEAD TORQUE WRENCHES WITH RUBBER GRIP

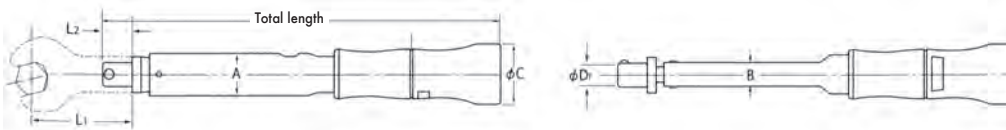
Freely replace heads according to work applications. The combination of replaceable heads and torque adjustability make this series extremely versatile.

FEATURES

- Ring, ratchet, open end wrench and hex drive heads are available.
- The torque can be set to any value within the capacity range.
- Adjusted setting torque value by hex wrench.
- Accuracy : $\pm 3\%$ of indicated value over the full range



BCK



| Model (N·m) | Range | Increment | Total length | Dimensions (mm) | | | | | | Weight |
|----------------|--------|-----------|--------------|-----------------|----|----|------|------|----------|--------|
| | | | | Head | | | Body | | | |
| | | | | ϕD_1 | L1 | L2 | A | B | ϕC | |
| N25BCK | 5~25 | 0.2 | 205 | 10 | 45 | 13 | 18.2 | 9.6 | 29 | 0.2 |
| N50BCK | 10~50 | 0.5 | 227 | 12 | 55 | 16 | 25 | 11.4 | 35 | 0.35 |
| N100BCK | 20~100 | 1 | 318 | 15 | 65 | 18 | 27.5 | 12.4 | 38 | 0.58 |

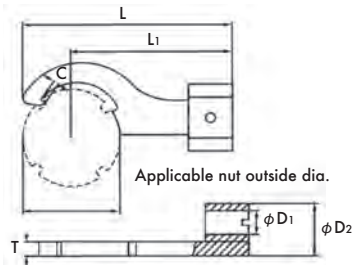


Hex wrench
2.5mm for N25BCK

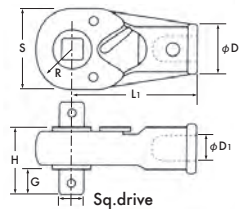
Hex wrench
4mm for N50, N100BCK

HEADS OPTIONAL REPLACEABLE HEADS

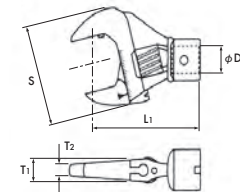
NCK



QCK-LR (Ratchet head)



MCK (Open End head)



NCK Nut outside dia.

Unit : mm

| Model | Nut outside dia. | T | C | L | L1 | ϕD_1 | ϕD_2 | Applicable torque wrench |
|-------------|------------------|-----|-----|-----|------|------------|------------|---|
| 100NCK3032 | 30 ~ 32 | 5 | 2.3 | 81 | 65 | 15 | 28 | 1000LCK, N100LCK, 1000SPCK, N100SPCK, 1000, 1400GCK, N100, N140GCK, 1000BCK, 1400BCK, N100BCK, N140BCK, DTC-1000REV, DTC-N100REV, DTC-PI800REV, DLT-N100-UC |
| 100NCK3438 | 34 ~ 38 | 6 | 2.5 | 85 | | | 29 | |
| 100NCK4042 | 40 ~ 42 | 6 | 2.5 | 88 | | | 29 | |
| 100NCK4548 | 45 ~ 48 | 6.5 | 2.5 | 91 | | | 29.5 | |
| 100NCK5055 | 50 ~ 55 | 6.5 | 2.5 | 94 | 80 | 18 | 29.5 | 2000LCK, N200LCK, 2000SPCK, N200SPCK, 2000GCK, N200GCK, DTC-2000REV, DTC-N200REV, DTC-PF100REV, DLT-N200-UC |
| 200NCK5865 | 58 ~ 65 | 7.5 | 3 | 112 | | | 33.5 | |
| 200NCK6570 | 65 ~ 70 | 7.5 | 3 | 112 | | | 33.5 | |
| 200NCK7075 | 70 ~ 75 | 8 | 3.5 | 117 | | | 34 | |
| 200NCK8085 | 80 ~ 85 | 8.5 | 3.5 | 121 | | | 34.5 | |
| 200NCK92100 | 92 ~ 100 | 8.5 | 4 | 126 | 34.5 | | | |

QCK-LR

Unit : mm

| Model | Sq. drive | S | H | G | R | L1 | ϕD_1 | ϕD_2 | Applicable torque wrench |
|------------|--------------|----|----|----|----|-----|------------|------------|--------------------------|
| 700QCK-LR | 19.05 (3/4") | 68 | 70 | 20 | 34 | 125 | 30 | 41 | N560LCK N700LCK |
| 1000QCK-LR | 25.4 (1") | 76 | 85 | 27 | 38 | 130 | 34 | 45 | N850LCK N1000LCK |

MCK

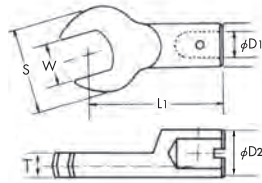
Unit : mm

| Model | Nut outside dia. | S | ϕD_1 | L1 | T1 | T2 | Applicable torque wrench |
|--------|------------------|----|------------|----|----|-----|---|
| 50MCK | 10 ~ 26 | 49 | 12 | 57 | 10 | 5.5 | N50GCK, N50BCK, N50LCK, N50HYK |
| 100MCK | 10 ~ 30 | 59 | 15 | 65 | 12 | 6 | N100GCK, N140GCK, N100BCK, N100LCK, N100HYK |
| 200MCK | 17 ~ 38 | 67 | 18 | 80 | 13 | 6.5 | N200GCK, N200LCK, N200HYK |

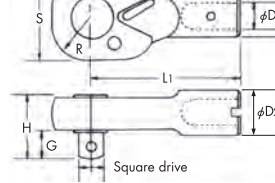
HEADS

OPTIONAL REPLACEABLE HEADS

SCK (Open End head)



QCK (Ratchet head)



SCK open end heads

Unit : mm

| Old Model | New Model | Size (W) | | | | | S | T | L1 | φD1 | φD2 | Applicable torque wrench |
|-----------|-----------|----------|----|----|-----|----|-----|------|-----|-----|-----|---|
| | | 7 | 8 | 9 | 10 | 11 | | | | | | |
| 230SCK | 25SCK | 7 | 8 | 9 | 10 | 11 | 29 | 7 | 45 | 10 | 16 | 60-250LCK, N6-N25LCK, 60-250SPCK, N6-N25SPCK, 250GCK, N25GCK, DTC-20REV, DTC-50REV, DTC-100REV, DTC-CN200REV, DTC-CN500REV, DTC-N10REV, DTC-PI-40REV, DTC-PI80REV |
| | | 12 | 13 | 14 | 15 | 16 | 32 | | | | | |
| | | 17 | 19 | 21 | 22 | | 39 | | | | | |
| | | 24 | 27 | | | | 45 | | | | | |
| 450SCK | 50SCK | 8 | 9 | 10 | 11 | | 32 | 8 | 55 | 12 | 20 | 500LCK, N50LCK, 500SPCK, N50SPCK, 500GCK, N50GCK, DTC-500REV, DTC-N50REV, DTC-PI400REV, DLT-N50UC |
| | | 12 | 13 | 14 | 15 | 16 | 36 | | | | | |
| | | 17 | 19 | 21 | 22 | | 44 | | | | | |
| | | 24 | 27 | | | | 50 | | | | | |
| 900SCK | 100SCK | 12 | 13 | 14 | 15 | | 40 | 10 | 65 | 15 | 24 | 1000LCK, N100LCK, 1000SPCK, N100SPCK, 1000, 1400GCK, 1000BCK, 1400BCK, N100BCK, N140BCK, N100, N140GCK, DTC-1000REV, DTC-N100REV, DTC-PI800REV, DLT-N100UC |
| | | 16 | 17 | 19 | 21 | 22 | 48 | | | | | |
| | | 24 | 27 | 30 | 32 | | 57 | | | | | |
| | | 17 | 19 | 21 | 22 | | 56 | | | | | |
| 1800SCK | 200SCK | 24 | 27 | 30 | | | 64 | 14 | 80 | 18 | 28 | 2000LCK, N200LCK, 2000SPCK, N200SPCK, 2000GCK, N200GCK, DTC-2000REV, DTC-N200REV, DTC-PF100REV, DLT-N200UC |
| | | 32 | 36 | 41 | | | 75 | | | | | |
| | | 19 | | | | | 59 | 16 | | | | |
| | | 21 | 22 | | | | 61 | | | | | |
| 2800SCK | 280SCK | 24 | | | | | 63 | 16.5 | 100 | 22 | 30 | 2800LCK, N280LCK, 2800SPCK, N280SPCK, DTC-3000REV, DTC-N300REV, DTC-PF200REV |
| | | 27 | | | | | 67 | | | | | |
| | | 30 | | | | | 69 | | | | | |
| | | 32 | | | | | 71 | | | | | |
| | | 36 | | | | | 75 | 18 | | | | |
| | | 41 | | | | | 80 | 20 | | | | |
| | | 46 | | | | | 85 | | | | | |
| 4400SCK | 440SCK | 19 | 22 | 24 | | | 70 | 20 | 125 | 30 | 41 | 4400LCK, N440LCK, 4400SPCK, N440SPCK |
| | | 27 | 30 | 32 | | | 78 | | | | | |
| | | 36 | 41 | | | | 84 | 22 | | | | |
| | | 46 | 50 | | | | 94 | | | | | |
| | | 55 | 60 | | | | 100 | 25 | | | | |
| 7000SCK | 700SCK | 22 | 24 | | | | 80 | 25 | 130 | 34 | 45 | 5600, 7000LCK, N560, N700LCK, DTC-5000REV, DTC-N500REV, DTC-PF400REV |
| | | 27 | | | | | 83 | | | | | |
| | | 30 | | | | | 86 | | | | | |
| | | 32 | | | | | 88 | | | | | |
| | | 36 | | | | | 91 | 28 | | | | |
| | | 41 | | | | | 95 | | | | | |
| | | 46 | | | | | 98 | | | | | |
| | | 50 | | | | | 102 | | | | | |
| | | 55 | | | | | 105 | | | | | |
| | | 60 | | | | | 110 | | | | | |
| 10000SCK | 1000SCK | 27 | | | | | 84 | 30 | 160 | 38 | 50 | 8500, 10000LCK, N850, N1000LCK, DTC-10000REV, DTC-N1000REV |
| | | 30 | 32 | | | | 90 | | | | | |
| | | 36 | | | | | 95 | | | | | |
| | | 41 | | | | | 100 | | | | | |
| | | 46 | | | | | 106 | | | | | |
| | | 50 | | | | | 110 | | | | | |
| | | 55 | | | | | 115 | | | | | |
| 14000SCK | 1500SCK | 60 | | | | | 120 | 32 | 160 | 38 | 50 | 15000LCK, N1500LCK |
| | | 41 | | | | | 110 | | | | | |
| | | 46 | | | | | 115 | | | | | |
| | | 50 | | | | | 120 | | | | | |
| | | 55 | | | | | 122 | | | | | |
| | | 60 | | | | | 127 | | | | | |
| | | | | | 130 | 38 | | | | | | |

QCK ratchet heads

Unit : mm

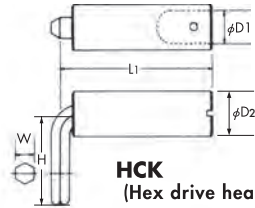
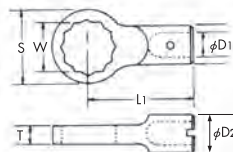
| Old Model | New Model | Sq. drive | S | H | G | R | L1 | φD1 | φD2 | Applicable torque wrench |
|-----------|-----------|-----------------|----|------|------|------|-----|-----|--|---|
| 120QCK | 12QCK | 6.35 (1/4") | 24 | 19 | 7.5 | 12 | 45 | 10 | 16 | 60-250LCK, N6-N25LCK, 60-250SPCK, N6-N25SPCK, 250GCK, N25GCK, DTC-20REV, DTC-50REV, DTC-100REV, DTC-CN200REV, DTC-CN500REV, DTC-N10REV, DTC-PI-40REV, DTC-PI80REV |
| 230QCK | 25QCK | 9.53 (3/8") | 31 | 25 | 11 | 15.5 | | | | |
| 450QCK | 50QCK | 12.7 (1/2") | 32 | 31 | 14 | 16 | 55 | 12 | 18 | 500LCK, N50LCK, 500SPCK, N50SPCK, 500GCK, N50GCK, DTC-500REV, DTC-N50REV, DTC-PI400REV, DLT-N50UC |
| 900QCK | 100QCK | | 39 | | | 65 | 15 | 24 | 1000LCK, N100LCK, 1000SPCK, N100SPCK, 1000, 1400GCK, 1000BCK, 1400BCK, N100BCK, N140BCK, N100, N140GCK, DTC-1000REV, DTC-N100REV, DTC-PI800REV, DLT-N100UC | |
| 1800QCK | 200QCK | 19.05 (3/4") | 46 | 33 | 20 | 23 | 80 | 18 | 26 | 2000LCK, N200LCK, 2000SPCK, N200SPCK, 2000GCK, N200GCK, DTC-2000REV, DTC-N200REV, DTC-PF100REV, DLT-N200UC |
| 2800QCK-A | 280QCK-A | | 54 | 42.5 | | 27 | 100 | 22 | 30 | 2800LCK, N280LCK, 2800SPCK, N280SPCK, DTC-3000REV, DTC-N300REV, DTC-PF200REV |
| 4400QCK | 440QCK | 25.4 (1") | 68 | 50 | 27 | 34 | 125 | 30 | 41 | 4400LCK, N440LCK, 4400SPCK, N440SPCK |
| 7000QCK | 700QCK | | 76 | 58 | | 27 | 38 | 130 | 34 | 45 |
| 10000QCK | 1000QCK | 25.4 (1") | 87 | 61 | 28.5 | 43.5 | 160 | 38 | 52 | 8500, 10000LCK, N850, N1000LCK, DTC-10000REV, DTC-N1000REV, DTC-PF800REV |
| 21000QCK | 2100QCK | | | | | | | | | |

* is the new model that is applied from 1st January, 2016.

HEADS

OPTIONAL REPLACEABLE HEADS

RCK (Ring head)



HCK
(Hex drive head)

RCK ring heads

Unit : mm

| Old Model | New Model | Size (W) | | | | S | T | L ₁ | φ D ₁ | φ D ₂ | Applicable torque wrench |
|-----------|-----------|----------|----|----|----|----|----|----------------|------------------|------------------|---|
| | | 7 | 8 | 9 | 10 | | | | | | |
| 230RCK | 25RCK | 7 | | | | 18 | 8 | 45 | 10 | 16 | 60-250LCK, N6-N25LCK, 60-250SPCK, N6-N25SPCK, 250GCK, N25GCK, DTC-20REV, DTC-50REV, DTC-100REV, DTC-CN200REV, DTC-CN500REV, DTC-N10REV, DTC-PI-40REV, DTC-PI80REV |
| | | 11 | | | | 21 | | | | | |
| | | 12 | 13 | 14 | | 31 | | | | | |
| | | 17 | 19 | 22 | | 32 | | | | | |
| | | 24 | | | | 19 | | | | | |
| 450RCK | 50RCK | 8 | 10 | | | 22 | 10 | 55 | 12 | 20 | 500LCK, N50LCK, 500SPCK, N50SPCK, 500GCK, N50GCK, DTC-500REV, DTC-N50REV, DTC-PI400REV, DLT-N50UC |
| | | 11 | 12 | 13 | 14 | 32 | | | | | |
| | | 17 | 19 | 22 | | 25 | | | | | |
| 900RCK | 100RCK | 12 | 13 | 14 | | 34 | 13 | 65 | 15 | 23 | 1000LCK, N100LCK, 1000SPCK, N100SPCK, 1000, 1400GCK, N100, 1000BCK, 1400BCK, N100BCK, N140BCK, N140GCK, DTC-1000REV, DTC-N100REV, DTC-PI800REV, DLT-N100-UC |
| | | 17 | 19 | 21 | 22 | 42 | | | | | |
| | | 24 | 27 | 30 | | 35 | | | | | |
| 1800RCK | 200RCK | 17 | 19 | 22 | | 45 | 15 | 80 | 18 | 27 | 2000LCK, N200LCK, 2000SPCK, N200SPCK, 2000GCK, N200GCK, DTC-2000REV, DTC-N200REV, DTC-PF100REV, DLT-N200-UC |
| | | 24 | 27 | 30 | | 58 | | | | | |
| | | 32 | 36 | 41 | | 40 | | | | | |
| 2800RCK | 280RCK | 19 | 22 | 24 | | 47 | 17 | 100 | 22 | 30 | 2800LCK, N280LCK, 2800SPCK, N280SPCK, DTC-3000REV, DTC-N300REV, DTC-PF200REV |
| | | 27 | 30 | 32 | | 63 | | | | | |
| | | 36 | 41 | | | 20 | | | | | |
| 4400RCK | 440RCK | 19 | 22 | 24 | | 44 | 20 | 100 | 22 | 30 | 4400LCK, N440LCK, 4400SPCK, N440SPCK |
| | | 27 | 30 | 32 | | 50 | | | | | |
| | | 36 | 41 | | | 58 | | | | | |
| | | 46 | 50 | | | 66 | | | | | |
| | | 55 | 60 | | | 80 | | | | | |
| 7000RCK | 700RCK | 22 | 24 | | | 52 | 20 | 125 | 30 | 41 | 5600, 7000LCK, N560, N700LCK, DTC-5000REV, DTC-N500REV, DTC-PF400REV |
| | | 27 | 30 | 32 | | 57 | | | | | |
| | | 36 | | | | 62 | | | | | |
| | | 41 | | | | 70 | | | | | |
| | | 46 | 50 | | | 80 | | | | | |
| 10000RCK | 1000RCK | 55 | | | | 80 | 25 | 130 | 34 | 45 | 8500, 10000LCK, N850, N1000LCK, DTC-10000REV, DTC-N1000REV |
| | | 60 | | | | 30 | | | | | |
| | | 27 | 30 | 32 | | 60 | | | | | |
| | | 36 | | | | 65 | | | | | |
| | | 41 | | | | 72 | | | | | |
| 14000RCK | 1500RCK | 46 | | | | 75 | 30 | 160 | 38 | 50 | 15000LCK, N1500LCK |
| | | 50 | | | | 33 | | | | | |
| | | 55 | | | | 27 | | | | | |
| | | 60 | | | | 30 | | | | | |
| | | 65 | | | | 32 | | | | | |

HCK hex drive heads

Unit : mm

| Old Model | New Model | Size (W) | L ₁ | φ D ₁ | φ D ₂ | Size (H) | Applicable torque wrench |
|-----------|-----------|----------|----------------|------------------|------------------|----------|---|
| | | | | | | | |
| 230HCK | 25HCK | 2.5 | 45 | 10 | 16 | 19 | 60-250LCK, N6-N25LCK, 60-250SPCK, N6-N25SPCK, 250GCK, N25GCK, DTC-20REV, DTC-50REV, DTC-100REV, DTC-CN200REV, DTC-CN500REV, DTC-N10REV, DTC-PI-40REV, DTC-PI80REV |
| | | 3 | | | | 22 | |
| | | 4 | | | | 25 | |
| | | 5 | | | | 30 | |
| | | 6 | | | | 35 | |
| | | 8 | | | | 40 | |
| | | 10 | | | | 45 | |
| 450HCK | 50HCK | 4 | 55 | 12 | 20 | 27 | 500LCK, N50LCK, 500SPCK, N50SPCK, 500GCK, N50GCK, DTC-500REV, DTC-N50REV, DTC-PI400REV, DLT-N50UC |
| | | 5 | | | | 30 | |
| | | 6 | | | | 35 | |
| | | 8 | | | | 40 | |
| | | 10 | | | | 45 | |
| | | 12 | | | | 51 | |
| 900HCK | 100HCK | 6 | 65 | 15 | 23 | 35 | 1000LCK, N100LCK, 1000SPCK, N100SPCK, 1000, 1400GCK, N100, N140GCK, 1000BCK, 1400BCK, N100BCK, N140BCK, DTC-1000REV, DTC-N100REV, DTC-PI800REV, DLT-N100-UC |
| | | 8 | | | | 40 | |
| | | 10 | | | | 45 | |
| | | 12 | | | | 51 | |
| | | 14 | | | | 63 | |
| | | 17 | | | | 72 | |
| 1800HCK | 200HCK | 8 | 80 | 18 | 28 | 40 | 2000LCK, N200LCK, 2000SPCK, N200SPCK, 2000GCK, N200GCK, DTC-2000REV, DTC-N200REV, DTC-PF100REV, DLT-N200-UC |
| | | 10 | | | | 45 | |
| | | 12 | | | | 51 | |
| | | 14 | | | | 63 | |
| | | 17 | | | | 72 | |
| | | 19 | | | | 80 | |
| 2800HCK | 280HCK | 12 | 100 | 22 | 30 | 51 | 2800LCK, N280LCK, 2800SPCK, N280SPCK, DTC-3000REV, DTC-N300REV, DTC-PF200REV |
| | | 14 | | | | 63 | |
| | | 17 | | | | 71 | |
| | | 19 | | | | 80 | |
| | | 19 | | | | 80 | |

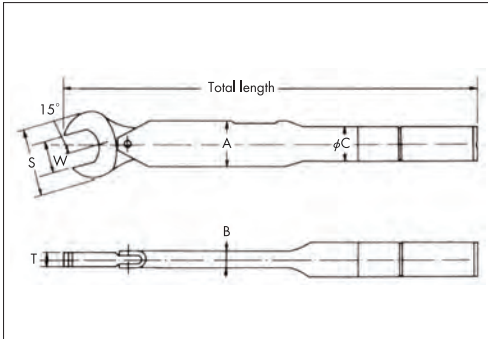
* is the new model that is applied from 1st January, 2016.

SPK PRE-SET TORQUE WRENCHES

Audible and tangible "CLICK" when the set torque is reached, assuring a securely tightened joint. This series is well-suited for production line use.

FEATURES

- A single function wrench, used for a single setting combination of fastener size and torque setting.
- Most suited for tightening multiple same-size fasteners at the same torque in a production line.
- Setting confirmation unnecessary.
- Can be used effectively in confined spaces.
- Tightening to set torque only in the direction of the arrow indicator, but can be used for general tightening in the other direction as well.
- Accuracy : $\pm 3\%$ of pre-set value



EXAMPLE OF ORDER

Model Size(W) Pre-set Value
| | |
N19SPK 10 × 14N·m

| Model (kgf·cm) | Range (kgf·cm) | Old Model (N·m) | New Model (N·m) | Range (N·m) | Spanner sizes (W) (mm) | | | | Total length (mm) | Dimensions (mm) | | | | | Weight (kg) | |
|----------------|----------------|-----------------|-----------------|-------------|------------------------|----|----|----|-------------------|-----------------|----|------|------|------|-------------|------|
| | | | | | | | | | | Head | | Body | | | | |
| | | | | | S | T | A | B | C | | | | | | | |
| 30SPK | 5~30 | N30SPK | N35SPK | 0.5~3 | 5.5 | 6 | | | | 152 | 24 | 5 | 19.5 | 7.5 | 15 | 0.1 |
| | | | | | 7 | 8 | 9 | 10 | | | | | | | | |
| 80SPK | 15~80 | N80SPK | N85SPK | 1.5~8 | 5.5 | 6 | 7 | | | 175 | 24 | 5 | 19.5 | 7.5 | 15 | 0.11 |
| | | | | | 8 | 9 | 10 | 11 | 12 | 13 | | | | | | |
| 190SPK | 35~190 | N190SPK | N195SPK | 3.5~19 | 10 | 11 | | | | 203 | 27 | | | | | |
| | | | | | 12 | 13 | 14 | | | 205 | 30 | 7 | 19.5 | 7.5 | 15 | 0.15 |
| | | | | | 17 | 19 | | | | 213 | 35 | | | | | |
| 380SPK | 80~380 | N380SPK | N385SPK | 8~38 | 10 | 11 | 12 | 13 | 14 | 248 | 35 | | | | | |
| | | | | | 17 | 19 | | | | 252 | 39 | 8 | 26.6 | 8.2 | 20 | 0.29 |
| | | | | | 21 | 22 | 23 | 24 | | 256 | 45 | | | | | |
| | | | | | 26 | 27 | 29 | 30 | 32 | 264 | 52 | 9 | | | | |
| 670SPK | 130~670 | N670SPK | N675SPK | 13~67 | 14 | 17 | 19 | 21 | | 319 | 45 | 10 | | | | 0.45 |
| | | | | | 22 | 24 | 26 | | | 325 | 50 | | 25.8 | 9.7 | 20 | 0.46 |
| | | | | | 27 | 30 | 32 | | | 330 | 56 | 11 | | | | 0.47 |
| | | | | | 36 | 41 | | | | 342 | 65 | | | | | 0.49 |
| | | | | | 17 | 19 | 22 | | | 390 | 52 | | | | | 0.75 |
| 1200SPK | 240~1,200 | N1200SPK | N1205SPK | 24~120 | 24 | 26 | 27 | | | 397 | 57 | 12 | | | | 0.77 |
| | | | | | 29 | 30 | 32 | | | 403 | 62 | | | | | 0.79 |
| | | | | | 36 | 41 | | | | 404 | 64 | 14 | | | | 0.81 |
| | | | | | 19 | 22 | | | | 435 | 52 | 12 | 32.8 | 11.3 | 25 | 0.94 |
| | | | | | 24 | 26 | | | | 442 | 57 | 12 | | | | 0.97 |
| 1600SPK | 300~1,600 | N1600SPK | N1605SPK | 30~160 | 27 | 30 | 32 | | | 449 | 64 | 14 | | | | 0.99 |
| | | | | | 36 | | | | | 457 | 73 | 14 | | | | 1.1 |
| | | | | | 41 | | | | | | | | | | | 1.1 |
| 2200SPK | 450~2,200 | N2200SPK | N2205SPK | 45~220 | 19 | 22 | | | | 585 | 72 | 15 | 35.6 | 12.5 | 27.2 | 1.2 |
| | | | | | 24 | 27 | | | | | | | | | | 1.4 |
| | | | | | 30 | 32 | 36 | | | 597 | 90 | | | | | 1.5 |
| | | | | | 41 | | | | | | | | | | | 1.3 |
| 3100SPK | 650~3,100 | N3100SPK | N3105SPK | 65~310 | 22 | | | | | 650 | 65 | | | | | 1.32 |
| | | | | | 24 | | | | | | 67 | | | | | 1.4 |
| | | | | | 27 | | | | | 654 | 70 | 16 | 38.0 | 16 | 30 | 1.45 |
| | | | | | 30 | 32 | | | | | 72 | | | | | 1.47 |
| | | | | | 36 | 41 | | | | 662 | 82 | | | | | 1.5 |
| | | | | | 24 | | | | | 833 | 72 | | | | | 1.45 |
| | | | | | 27 | | | | | | 74 | | | | | 1.46 |
| 4200SPK | 900~4,200 | N4200SPK | N4205SPK | 90~420 | 30 | | | | | 838 | 76 | 19 | 43.3 | 17.8 | 34 | 1.47 |
| | | | | | 32 | | | | | | 78 | | | | | 1.5 |
| | | | | | 36 | | | | | 843 | 78 | | | | | 1.52 |
| | | | | | 41 | | | | | 847 | 88 | 18 | | | | 1.5 |
| | | | | | 46 | | | | | 860 | 94 | | | | | 1.52 |

* is the new model that is applied from 1st January, 2016.

RSPK PRE-SET, RING TORQUE WRENCHES

Can be used for accurate torque application even on joints inaccessible with other wrenches.

FEATURES

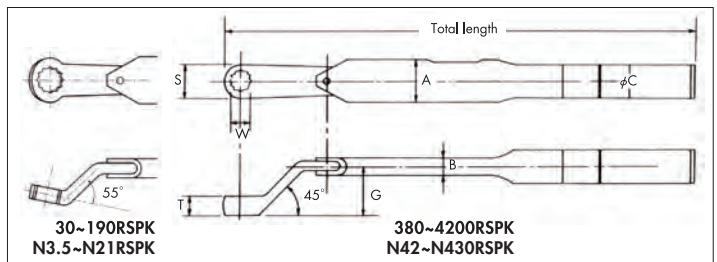
- The ring head of RSPK wrenches is offset at a 45° angle making certain joints particularly accessible.
- A single function wrench, used for a single setting combination of fastener size and torque setting.
- Most suited for tightening multiple same-size fasteners at the same torque on a production line.
- Setting confirmation unnecessary.
- Accuracy : ±3% of pre-set value

EXAMPLE OF ORDER

Model Size(W) Pre-set Value
 | | |
 N21RSPK 10 × 14N·m



| ★1 | | | ★2 | | | ★3 | | | | | | | | |
|--------------------|---------------------|----|-----------------|----|------------------|---------------------|----|-----------------|----|--------------------|---------------------|----|-----------------|---|
| Model | Ring head sizes (W) | | Dimensions Head | | Model | Ring head sizes (W) | | Dimensions Head | | Model | Ring head sizes (W) | | Dimensions Head | |
| | mm | S | T | mm | | S | T | mm | S | | T | mm | S | T |
| 30RSPK N3.5RSPK | 5.5 | | 4 | | 80RSPK N9RSPK | 5.5 | | 4 | | 190RSPK N21RSPK | 10 | 16 | 7 | |
| | 6 | 10 | 5 | | | 6 | 10 | 5 | | | 11 | 18 | 7 | |
| | 7 | | | | | 7 | | | | | 12 | 19 | 8 | |
| | 8 | 13 | 6 | | | 8 | 13 | 6 | | | 13 | 20 | 8.5 | |
| | 9 | 14 | | | | 9 | 14 | | | | 14 | 22 | 9 | |
| | 10 | 16 | 7 | | 10 | 16 | 7 | | 17 | 26 | 10 | | | |
| | | | | | 11 | 18 | 7 | | 19 | 29 | 10.5 | | | |
| | | | | | 12 | 19 | 8 | | 22 | 33 | 12 | | | |



| Model (kgf·cm) | Range (kgf·cm) | Old Model (N·m) | New Model (N·m) | Range (N·m) | Ring head sizes (W) | | | Total length (mm) | Dimensions (mm) | | | | | | Weight (kg) | |
|----------------|----------------|-----------------|-----------------|-------------|---------------------|----|----|-------------------|-----------------|----|------|------|------|------|-------------|------|
| | | | | | mm | | | | Head | | Body | | | | | |
| | | | | | S | T | G | | A | B | C | | | | | |
| 30RSPK | 5~35 | N30RSPK | N3.5RSPK | 0.5~3.5 | 5.5 | 6 | | 175 | ★1 | | 19.5 | 7.5 | 15 | 0.12 | | |
| 80RSPK | 20~90 | N80RSPK | N9RSPK | 2~9 | 5.5 | 6 | 9 | 197 | ★2 | 10 | 25 | 26.6 | 8.2 | 20 | 0.13 | |
| | | | | | 7 | 7 | | | | | | | | | | |
| | | | | | 8 | 9 | 10 | | | | | | | | | |
| 190RSPK | 40~210 | N190RSPK | N21RSPK | 4~21 | 10 | | | 222 | ★3 | 12 | 29 | 32.8 | 11.3 | 25 | 0.21 | |
| | | | | | 11 | 12 | 13 | 14 | | | | | | | 225 | 0.21 |
| | | | | | 17 | 19 | 22 | 228 | | | | | | | 0.23 | |
| | | | | | 11 | 12 | 13 | 14 | | | | | | | 268 | 0.31 |
| 380RSPK | 90~420 | N380RSPK | N42RSPK | 9~42 | 14 | 17 | | 343 | 16.5 | 33 | 35.6 | 12.5 | 27.2 | 0.39 | | |
| | | | | | 14 | 17 | | 343 | | | | | | 0.46 | | |
| | | | | | 19 | 22 | 24 | 348 | | | | | | 0.48 | | |
| 670RSPK | 140~730 | N670RSPK | N73RSPK | 14~73 | 27 | 30 | 32 | 353 | 18 | 35 | 38 | 16 | 30 | 0.5 | | |
| | | | | | 14 | | | 413 | | | | | | 0.7 | | |
| | | | | | 17 | | | 32 | | | | | | | | |
| | | | | | 19 | 22 | | 415 | | | | | | 34.5 | 0.8 | |
| | | | | | 24 | | | 38.5 | | | | | | | 0.85 | |
| 1200RSPK | 250~1,270 | N1200RSPK | N127RSPK | 25~127 | 27 | 30 | 32 | 428 | 15 | 31 | 32.8 | 11.3 | 25 | 0.9 | | |
| | | | | | 36 | | | 437 | | | | | | 50 | 1.0 | |
| | | | | | 19 | 22 | 24 | 470 | | | | | | 37 | 1.2 | |
| | | | | | 27 | 30 | 32 | 474 | | | | | | 44 | 1.25 | |
| 1600RSPK | 320~1,700 | N1600RSPK | N170RSPK | 32~170 | 19 | | | 605 | 16.5 | 33 | 35.6 | 12.5 | 27.2 | 1.3 | | |
| | | | | | 22 | 24 | 27 | 608 | | | | | | 41 | 1.35 | |
| | | | | | 30 | 32 | | 610 | | | | | | 46 | 1.4 | |
| | | | | | 36 | | | 612 | | | | | | 50 | 1.45 | |
| | | | | | 41 | | | 62 | | | | | | 54 | 1.45 | |
| 2200RSPK | 480~2,300 | N2200RSPK | N230RSPK | 48~230 | 22 | | | 682 | 18 | 35 | 38 | 16 | 30 | 1.5 | | |
| | | | | | 24 | 27 | 30 | 685 | | | | | | 46 | 1.55 | |
| | | | | | 32 | 36 | | 688 | | | | | | 52 | 1.6 | |
| | | | | | 41 | | | 688 | | | | | | 56 | 1.65 | |
| | | | | | 27 | 30 | 32 | 880 | | | | | | 52 | 1.7 | |
| 3100RSPK | 680~3,200 | N3100RSPK | N320RSPK | 68~320 | 36 | | | 885 | 18 | 37 | 43.3 | 17.8 | 34 | 1.6 | | |
| | | | | | 41 | | | 890 | | | | | | 60 | 1.65 | |
| | | | | | 46 | | | 895 | | | | | | 65 | 1.7 | |
| | | | | | 27 | 30 | 32 | 880 | | | | | | 52 | | |
| 4200RSPK | 950~4,300 | N4200RSPK | N430RSPK | 95~430 | 36 | | | 885 | 18 | 37 | 43.3 | 17.8 | 34 | 1.6 | | |
| | | | | | 41 | | | 890 | | | | | | 60 | 1.65 | |
| | | | | | 46 | | | 895 | | | | | | 65 | 1.7 | |
| | | | | | 27 | 30 | 32 | 880 | | | | | | 52 | | |
| | | | | | 36 | | | 885 | | | | | | 55 | | |

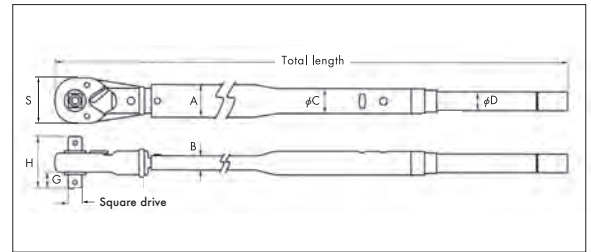
* is the new model that is applied from 1st January, 2016.

QLK-LR LARGE HUB NUT TORQUE WRENCHES

Ideal for tightening hub nuts on large trucks and buses

FEATURES

- Dual square drives for both clockwise and counterclockwise tightening.
- By replacing the sockets, various sizes of fasteners can be tightened within the tool's capacity range.
- Tightening to a torque setting, can only be done in the direction of the arrow.
- Accuracy : $\pm 3\%$ of indicated value over the full range



N700QLK-LR

| Model (kgf·m) | Range | Increment | Old Model (N·m) | New Model (N·m) | Range | Increment | Square drive | Total length | Dimensions (mm) | | | | | | | | Weight | Standard Accessory |
|---------------|--------|-----------|-----------------|-----------------|----------|-----------|--------------|--------------|-----------------|----|----|------|----|------|------|-----|-----------------------------|--------------------|
| | | | | | | | | | Head | | | Body | | | | | | |
| | kgf·m | | | | N·m | | mm | mm | S | G | H | A | B | φC | φD | kg | | |
| 7000QLK-LR | 10~70 | 0.5 | N7000QLK-LR | N700QLK-LR | 100~700 | 5 | 19.05 (3/4") | 1,314 | 68 | 20 | 70 | 49 | 20 | 35.4 | 27.2 | 7.0 | Torque adjusting box wrench | |
| 8500QLK-LR | 10~85 | | N8500QLK-LR | N850QLK-LR | 100~850 | | 25.4 (1") | 1,388 | | | | | | | | | | 8.5 |
| 10000QLK-LR | 10~100 | | N10000QLK-LR | N1000QLK-LR | 100~1000 | | | 1,538 | 76 | 27 | 85 | 54 | 23 | 42.7 | 31.8 | 8.8 | | |

* is the new model that is applied from 1st January, 2016.

HYK ADJUSTABLE WRENCH HEADS, ADJUSTABLE TORQUE WRENCHES

Built-in "no play" worm screw

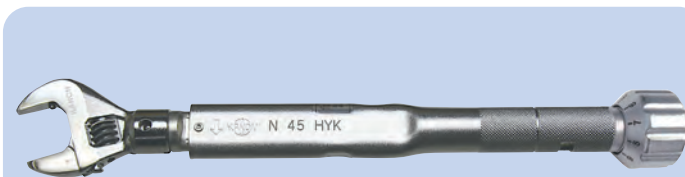
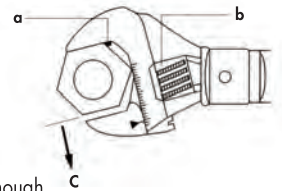
FEATURES

- Since the head can be taken off and reversed, the wrench can be used in confined spaces (in as small as a 30 degree turn) previously inaccessible to even other adjustable wrenches. (Tightening to a torque setting can only be done in the direction of the arrow.).
- There is hardly any play in the worm screw adjuster in the wrench head, which will improve your working efficiency. Without excess play, the torque wrench will not damage the corners of fasteners like ordinary wrenches will.
- Accuracy : $\pm 4\%$ of indicated value over the full range

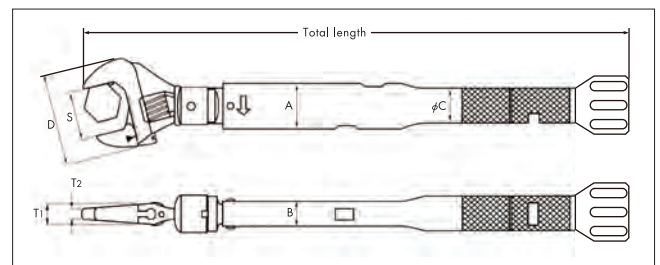
USING AN HYK

Setting the opening

- (1) Slide the jaws onto the fastener until it contacts the spring pin. (a)
- (2) Tighten the adjusting worm screw so the jaws grip the fastener. (b)
- (3) Loosen the adjusting worm screw just enough to allow removing the wrench from the fastener. (c)



HYK



| Model (kgf·cm) | Range | Increment | Model (N·m) | Range | Increment | Total length | Opening Size(mm) | Dimensions (mm) | | | | | | | Weight |
|----------------|----------|-----------|-------------|--------|-----------|--------------|------------------|-----------------|----------------|----------------|------|------|------|------|--------|
| | | | | | | | | Head | | | Body | | | | |
| | kgf·cm | | | N·m | | mm | S | D | T ₁ | T ₂ | A | B | φC | kg | |
| 500HYK | 100~500 | 5 | N50HYK | 10~50 | 0.5 | 288 | 10~26 | 49 | 10 | 5.5 | 25 | 11.4 | 20 | 0.48 | |
| 1000HYK | 200~1000 | 10 | N100HYK | 20~100 | 1 | 393 | 10~30 | 59 | 12 | 6 | 27.5 | 12.4 | 21.7 | 0.76 | |
| 2000HYK | 400~2000 | 20 | N200HYK | 40~200 | 2 | 531 | 17~38 | 67 | 12.5 | 6.5 | 34 | 15.4 | 27.2 | 1.47 | |

MLQK MARKING TORQUE WRENCHES

No tightening negligence with marking check.

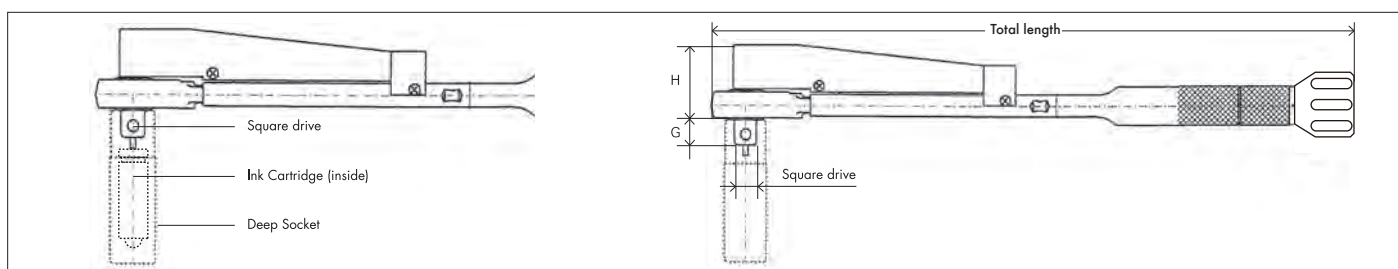
FEATURES

- To click torque wrench and the bolt is painted.
No marking without click.
- 6000 times can be marked with 14 to 24mm socket.
- 1500 times can be marked with 8 to 13mm socket.
- Easy maintenance.
- Accuracy : $\pm 3\%$
- Please select the size of socket when you order MQLK.
Socket is modified for MQLK



MLQK

* Ink is not included




| Model (kgf·cm) | Range | Increment | Old Model (N·m) | New Model (N·m) | Range | Increment | Square drive | Total length | Dimensions (mm) | | | Weight | Optional socket |
|----------------|-----------|-----------|-----------------|-----------------|--------|-----------|--------------|--------------|-----------------|------|------|--------|-----------------|
| | kgf·cm | | | | N·m | | | | mm | Head | | | |
| 250MQLK | 70~250 | 2 | N250MQLK | N25MQLK | 7~25 | 0.2 | 9.53 | 232 | 54 | 11 | 0.38 | 8~24 | |
| 500MQLK | 100~500 | 5 | N500MQLK | N50MQLK | 10~50 | 0.5 | (3/8") | 257 | 54 | 11 | 0.57 | 8~24 | |
| 1000MQLK | 200~1,000 | 10 | N1000MQLK | N100MQLK | 20~100 | 1 | 12.7 | 359 | 57 | 14 | 0.91 | 13~24 | |
| 1400MQLK | 400~1,400 | 10 | N1400MQLK | N140MQLK | 40~140 | 1 | (1/2") | 399 | 57 | 14 | 0.96 | 13~24 | |

MLQK-E HEXAGON MARKING TORQUE WRENCHES

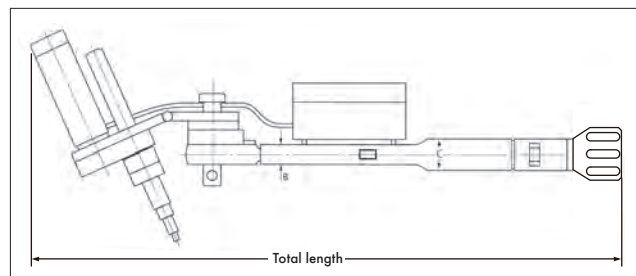
No tightening negligence with marking check.

FEATURES

- A mark is automatically painted when the specified torque is reached; an electric signal is triggered to pop up the paint marker at the tip of the wrench to mark.
- Marking position is finely adjustable front to back and side to side. Marks can also be printed on the side of a socket bolt, or the head or periphery of a buried bolt.
- The marker: $\phi 11$ (Marker pen is not included.)



MLQK-E



BATTERY CHARGER SPECIFICATIONS

- Input : 100-240VAC, 50/60Hz
- Cell : 2S and 3S
- Output current : 3 × 850mA



| Model (kgf·cm) | Range | Increment | Old Model (N·m) | New Model (N·m) | Range | Increment | Square drive | Total length | Dimensions (mm) | | | Weight |
|----------------|----------|-----------|-----------------|-----------------|--------|-----------|--------------|--------------|-----------------|----|---|--------|
| | kgf·cm | | | | N·m | | | | mm | mm | B | |
| 60MQLK-E | 20~60 | 1 | N60MQLK-E | N6MQLK-E | 2~6 | 0.1 | | | | | | 0.7 |
| 120MQLK-E | 40~120 | 2 | N120MQLK-E | N12MQLK-E | 4~12 | 0.2 | 9.53 | 327 | 10 | 15 | | 0.8 |
| 250MQLK-E | 70~250 | 2 | N250MQLK-E | N25MQLK-E | 7~25 | 0.2 | (3/8") | | | | | |
| 500MQLK-E | 100~500 | 5 | N500MQLK-E | N50MQLK-E | 10~50 | 0.5 | | 352 | | 20 | | 1 |
| 1000MQLK-E | 200~1000 | 10 | N1000MQLK-E | N100MQLK-E | 20~100 | 1 | 12.7 | 459 | 12 | 22 | | 1.3 |
| 1400MQLK-E | 400~1400 | 10 | N1400MQLK-E | N140MQLK-E | 40~140 | 1 | (1/2") | 499 | | | | 1.4 |

* is the new model that is applied from 1st January, 2016.

TCSK-99MA

MULTI-FUNCTION TORQUE TASK MANAGER / ANALYZER

The multi-controller, the "Careless Mistake Detector" has a 100-240V multi-input type power system.

SWPM Series

TORQUE TOOLS FOR TCSK

SWPM tools connect with TCSK-99MA and prevent missing tightening joints.



This is an extremely useful multi-function controller that can serve many purposes, such as detecting loose joints, eliminating faulty fastener tightening, and task time management through connection with a KANON torque wrench, or torque driver.

FEATURES

- TCSK-99MA connects to KANON SWPM series torque tools.
- The red LED indicators are large and easy-to-read, allowing the operator to check the settings and progress of fastener tightening work at a glance. With visible and audible signals, the TCSK-99MA prevents you from leaving joints loose during fastener tightening work.
- Compared with conventional products, TCSK-99MA offers many different functions at a lower price.
- TCSK-99MA can help manage work processes via external output signals.

* This item does not have the CE mark.

| Model | TCSK-99MA |
|--------------------|--|
| Count | 1 to 99 |
| Timer setting | Digital input (set time for each function) |
| Judgement | OK (sounds and LED lights up in green) NG (sounds and LED lights up in red) |
| External input | Start, stop, reset, direction of rotation, work, lock |
| External output | Count OK, work NG/OK, overtime NG, in-time NG |
| Power supply | Input (primary side), switching power type multi-input of 100 to 240 VAC Output(secondary side) 24VDC, 2A 50W |
| Power consumption | 10W |
| Outside dimensions | 209mm (W)×77mm(H)×180mm(D) |
| Weight | approximately 1.7kg |

FEATURES

- When the tool clicks, indicating the joint is tightened to the specified torque, a signal is sent to the TCSK-99MA.

SWPM TYPES ● Type and torque range

| Model | Available Models |
|-----------|--|
| SPK-SWPM | 190SPK~3100SPK N19SPK~N310SPK |
| RSPK-SWPM | 190RSPK~3100RSPK N21RSPK~N320RSPK |
| QSPK-SWPM | PI120QSPK~PI2800QSPK 120QSPK~2800QSPK N12QSPK~N280QSPK |
| SPCK-SWPM | 120SPCK~2800SPCK N12SPCK~N280SPCK |

- Accuracy : ±3% of pre-set value

| | |
|----------|--|
| QLK-SWPM | PI120QLK~PI2000QLK 120QLK~2000QLK N12QLK~N200QLK |
| LCK-SWPM | 120LCK~2000LCK N12LCK~N200LCK |

- Accuracy : ±3% of indicated value over the full range

| | |
|----------|--|
| LTDK-SWP | OI200LTDK / PI30LTDK~PI50LTDK 12LTDK~100LTDK CN120LTDK~N10LTDK |
|----------|--|

- Accuracy : ±3% of indicated value over the full range, clockwise

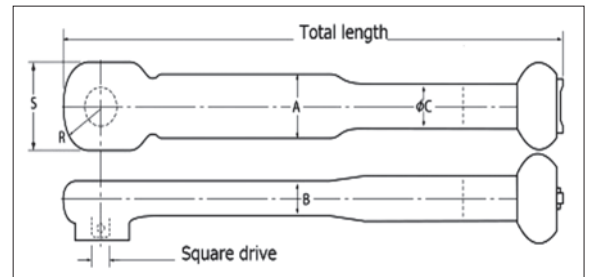
ZLK

KANON insulated adjustable type torque wrench

Special 2-layer insulation coating preventing shock hazard

FEATURES

- Torque value preset is available within the capacity according to your need.
- Special 2-layer insulation coating is a risk protection for users against shock hazard.
- Damage to coating is easy to recognize from the different color for the top and the bottom layer of special 2-layer insulation coating.
- Withstand voltage is 240V at maximum.
- Best for maintenance and inspection for electric vehicles
- Exclusive design for cw tightening
- The accuracy is guaranteed within a tolerance of 3%.



| Model (N·m) | Range | Increment | Square Drive | Total length | Dimensions (mm) | | | | | Weight |
|-------------|--------|-----------|--------------|--------------|-----------------|------|------|------|----|--------|
| | | | | | Head | | Body | | | |
| | | | | | S | R | A | B | φC | |
| N50ZLK | 10~50 | 0.5 | 9.53 (3/8") | 287 | 38 | 19 | 31 | 17.4 | 21 | 0.52 |
| N100ZLK | 20~100 | 1 | 12.7 (1/2") | 392 | 45 | 22.5 | 33.5 | 19.4 | 23 | 0.89 |

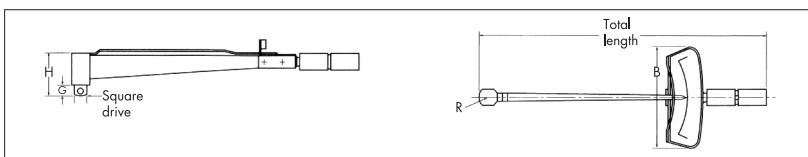

FK

INDICATOR PLATE TORQUE WRENCHES

Quite suitable for general tightening and for checking torque on previously tightened joints. A popular series with fan-shaped indicator plate scales.

FEATURES

- The simple structure and small friction area give this series of tools a long life.
- Strong and easy to handle.
- Accuracy : ±3% of indicated value over the full range



| Old Model (N·m) | New Model (N·m) | Range (CW/CCW) | Increment | Sq.drive | Total length | Dimensions (mm) | | | | Weight |
|-----------------|-----------------|----------------|-----------|--------------|--------------|-----------------|------|------|------|--------|
| | | | | | | Head | | Body | | |
| | | | | | | H | G | R | B | |
| N7FK | CN70FK | 10~70 cN·m | 2 cN·m | 6.35 (1/4") | 132 | 7.5 | 5 | 75 | 0.05 | |
| N15FK | CN150FK | 50~150 " | 5 " | | 140 | | | | 0.08 | |
| N30FK | N3FK | 1~3 N·m | 0.1 N·m | | 170 | | | | 0.1 | |
| N60FK | N6FK | 1~6 " | 0.2 " | | 190 | | | | 0.22 | |
| N120FK | N12FK | 2~12 " | 0.5 " | | 237 | | | | 0.25 | |
| N230FK | N23FK | 3~23 " | 0.5 " | 9.53 (3/8") | 290 | 11 | 9 | 106 | 0.3 | |
| N450FK | N45FK | 5~45 " | 1 " | 320 | 0.34 | | | | | |
| N900FK | N90FK | 10~90 " | 2 " | 12.7 (1/2") | 388 | 14 | 12.5 | 114 | 1.1 | |
| N1300FK | N130FK | 20~130 " | 2 " | 441 | 1.2 | | | | | |
| N2800FK | N280FK | 50~280 " | 5 " | 587 | 2.6 | | | | | |
| N4200FK | N420FK | 70~420 " | 10 " | 19.05 (3/4") | 853 | 20 | 15 | 124 | 2.6 | |
| | | | | | | | 28 | 186 | 3.5 | |

* is the new model that is applied from 1st January, 2016.

TOK-G DIAL INDICATOR TORQUE WRENCHES

Easy to read dial indicator. Well suited for inspection and general maintenance service.



TOK-G (with peak indicator)

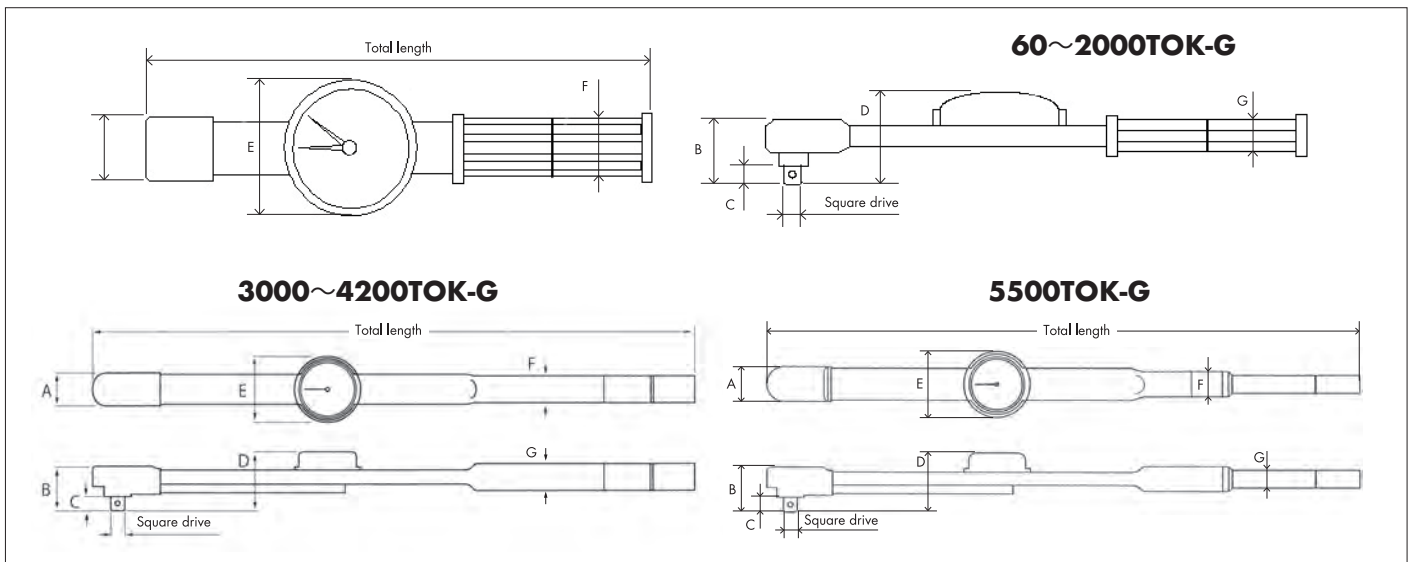


FEATURES

- Oval design with comfort rubber grip reduces strain.
- Easily readable for inspections.
- Useful for general tightening work.
- Accuracy : $\pm 3\%$ of indicated value over the full range
- Not for breaking test.

USING A TOK WRENCH

- (1) Turn the dial cap and set the indicator to 0.
 - (2) Mount a socket on the square drive.
 - (3) Tighten until the indicator points to the desired torque.
- * When using a peak indicator wrench, set it to 0 before tightening.



| Model (kgf·cm/kgf·m) | Range (CW/CCW) | Increment | Model (N·m) | Range (CW/CCW) | Increment | Square drive mm | Total length mm | Dimensions (mm) | | | | | | | Weight kg | | | | | |
|-------------------------|-------------------|-----------|----------------|-------------------|-----------|-----------------------|-----------------------|-----------------|------|-----|------|----|-----|------|--------------|----|----|-------|----|-----|
| | | | | | | | | Head | | | Body | | | | | | | | | |
| | kgf·cm/kgf·m | | | N·m | | | | A | B | C | D | E | F | G | | | | | | |
| 60TOK-G | 6 ~ 60 | 1 kgf·cm | N 6TOK-G | 0.6 ~ 6 | 0.1 | 6.35 (1/4") | 260 | 35 | 38.5 | 7.5 | 58 | 90 | 37 | 21.5 | 0.5 | | | | | |
| 120TOK-G | 10 ~ 120 | 2 // | N 12TOK-G | 1 ~ 12 | 0.2 | 9.53 (3/8") | 323 | 35 | 43 | 11 | 60 | 90 | 37 | 21.5 | 0.61 | | | | | |
| 300TOK-G | 50 ~ 300 | 5 // | N 30TOK-G | 5 ~ 30 | 0.5 | | | | | | | | | | | | | | | |
| 500TOK-G | 50 ~ 500 | 5 // | N 50TOK-G | 5 ~ 50 | 0.5 | | | | | | | | | | | | | | | |
| 700TOK-G | 100 ~ 700 | 10 // | N 70TOK-G | 10 ~ 70 | 1 | 12.7 (1/2") | 463 | 39 | 49 | 14 | 65 | 90 | 41 | 22.5 | 0.87 | | | | | |
| 1400TOK-G | 200 ~ 1,400 | 20 // | N 140TOK-G | 20 ~ 140 | 2 | | | | | | | | | | | | | | | |
| 2000TOK-G | 200 ~ 2,000 | 20 // | N 200TOK-G | 20 ~ 200 | 2 | | | | | | | | | | | | | | | |
| 3000TOK-G | 3 ~ 30 | 0.5 kgf·m | N 300TOK-G | 30 ~ 300 | 5 | 19.05 (3/4") | 682 | 41 | 55 | 20 | 77 | 90 | | | 1.6 | | | | | |
| 4200TOK-G | 4 ~ 42 | 1 // | N 420TOK-G | 40 ~ 420 | 10 | | | | | | | | 955 | 48 | | 60 | 80 | | | 2.5 |
| 5500TOK-G | 5 ~ 55 | 1 // | N 550TOK-G | 50 ~ 550 | 10 | | | | | | | | | | | | | 1,110 | 50 | |

DLT-N KANON DIGITAL TORQUE WRENCH

Digital control for ease of use and handling. Precise control of torque at a low cost.



DLT-N100

Optional Replaceable Heads (Refer to the page 10)



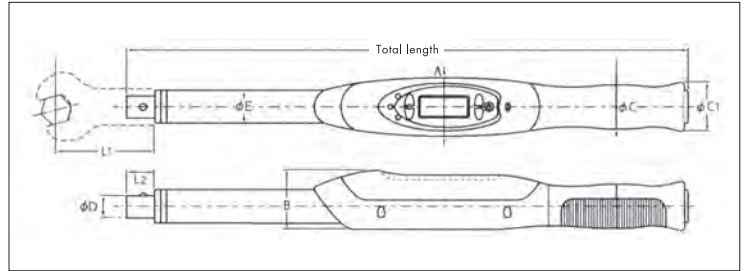
SCK
(Open End head)



RCK
(Ring head)



HCK
(Hex drive head)



FEATURES

- The digital torque wrench DLT-N series measures and digitally displays tightening torque and return torque.
- Preset function: Set the tightening torque before operation, and the LED and a buzzer tell you when the preset torque is reached during operation.
- Data memory function: Connect the torque wrench after use to your PC, and the measurement data is stored in the PC for editing in the Excel format (Windows Excel only).
- Powered by 2 rechargeable nickel-metal hydride (Ni-MH) batteries, which are recharged via the USB port of the torque wrench while they are in the wrench.
- Auto power-off: Saves power to enable use of the unit for a longer time.
- Calendar function: Date and time of tightening operations are stored in the memory.
- Smart and slim design based on a new concept.
- The head is easily replaceable to suit different purposes of use.
- ±1% + 1 digit guaranteed accuracy (±3% + 1 digit for DLT-N50-UC).

Names and Functions of Components



- ① Power key: Power ON/OFF; clears measured value in PA mode. Saves and calls data.
- ② Data key: Selects the measurement mode.
- ③ Mode key: Sets tightening torque in the preset mode; searches a particular data in the data calling mode; sets calendar and clock.
- ④ UP key: Sets tightening torque in the preset mode; searches a particular data in the data calling mode; sets calendar and clock.
- ⑤ DOWN key: Flashes to indicate that the preset torque is soon to be reach; an intermittent buzzer sounds. Lights up to indicate that the preset torque has been reached; a continuous buzzer sounds.
- ⑥ LED: Displays various data.
- ⑦ LCD display: For battery charging and data outputting (Windows only).
- ⑧ USB terminal

| Model | Range | Increment | Total length mm | Dimensions (mm) | | | | | | | Weight kg | Accessory | |
|-------------|--------------------|------------|--------------------|-----------------|----------------|----------------|------|----|----|-----------------|--------------|-----------|--------|
| | | | | Head | | | Body | | | | | | |
| | | | | φD ₁ | L ₁ | L ₂ | A | B | φC | φC ₁ | φE | | |
| DLT-N50-UC | 10.00~50.00 N·m | 0.01 N·m | 411 | 12 | 55 | 15 | 47 | 47 | 37 | 40 | 27.2 | 0.8 | 50QCK |
| | 7.38~36.87 ft·lb | 0.01 ft·lb | | | | | | | | | | | |
| | 88.5~442.5 in·lb | 0.1 in·lb | | | | | | | | | | | |
| | 102.0~509.8 kgf·cm | 0.1 kgf·cm | | | | | | | | | | | |
| DLT-N100-UC | 20.0~100.0 N·m | 0.1 N·m | 413 | 15 | 65 | 17 | 47 | 47 | 37 | 40 | 27.2 | 0.9 | 100QCK |
| | 14.8~73.8 ft·lb | 0.1 ft·lb | | | | | | | | | | | |
| | 177~885 in·lb | 1 in·lb | | | | | | | | | | | |
| | 2.04~10.19 kgf·m | 0.01 kgf·m | | | | | | | | | | | |
| DLT-N200-UC | 40.0~200.0 N·m | 0.1 N·m | 457 | 18 | 80 | 22 | 47 | 47 | 37 | 40 | 27.2 | 1 | 200QCK |
| | 29.6~147.5 ft·lb | 0.1 ft·lb | | | | | | | | | | | |
| | 354~1770 in·lb | 1 in·lb | | | | | | | | | | | |
| | 4.08~20.38 kgf·m | 0.01 kgf·m | | | | | | | | | | | |

[Common Specifications for DLT-N Series]

| Accuracy | Data memory | Measurement mode | Alarm mode | Measurement method | Power source | Use time | Charge time | Auto power off | I/O terminal | Operating temperature range |
|--|-------------|------------------|----------------|-----------------------|---|--|---|------------------|---|-----------------------------|
| ±1% + 1 digit (±3% + 1 digit for DLT-N50) | 999 data | RUN, PA, PC | LED and buzzer | CW/CCW auto switching | Ni-MH rechargeable batteries, size AA, 1.2V; 2 pieces | Approx. 20 hours with fully charged batteries (continuous use) | Max 5 hours. (approx.) for discharge and charge | After 60 seconds | USB terminal (for Windows) for data outputting and battery charging | +5 ~ +35°C |

RUN : Current load value is shown continuously **PA** : The first peak value is detected and held. **PC** : Peak-to-peak and auto start

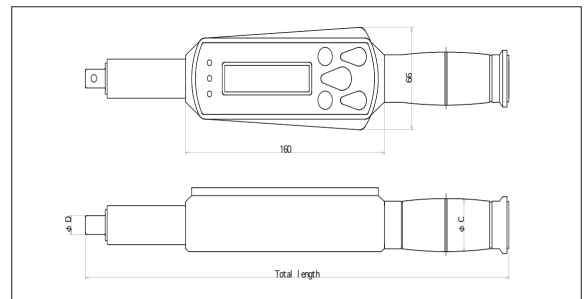
DTC-REV DATA OUTPUT DIGITAL TORQUE WRENCHES

Multi Function dataout put digital torque wrench with OLED display.



FEATURES

- Accuracy : ±1% of indicated value +1 increment, over full range
- Display : OLED
- Measuring mode : ①Peak hold ②Peak to Peak ③Tracking
- Measuring direction : CW / CCW changeover, provided with CW / CCW status display
- Power supply : Lithium-ion rechargeable battery 18650
100-240V battery charger
- Battery Life : Approx. 20 hours with fully charged battery. (continuous operation)
- Auto power-off : Approx. 30 minutes
- Tolerance setting : 1 to 10%. Automatic judgment for pre-set target torque
- Data input : 1000 data can be stored



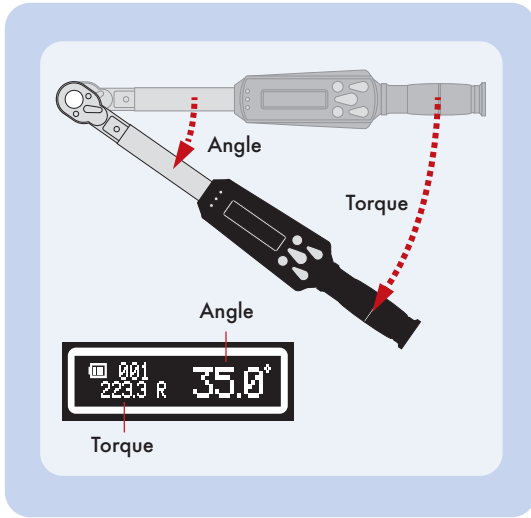
It can be measured tightening torque (CW) and loosening torque (CCW) with digital display. When the pre-set target torque is achieved, it can be confirmed with change of sounds. The preset values and tolerance can be set and the pass/fail judgment appears on LED. Data include the date (year, month, date) and time (hour, min, second) in DTC-REV. Since the OLED is high visibility, the display is easy to read even in the dark.

| Model | Range(Unit) | Increment | Total length (mm) | φD. | φC | Weight (Kg) | Accessory |
|--------------|------------------|------------|-------------------|-----|----|-------------|-----------|
| DTC-N10REV | 1 ~ 10N·m | 0.01N·m | 314 | 10 | 35 | 0.8 | 12 QCK |
| DTC-N50REV | 5 ~ 50N·m | 0.01N·m | 342 | 12 | 35 | 0.9 | 50 QCK |
| DTC-N100REV | 10 ~ 100N·m | 0.1N·m | 386 | 15 | 35 | 1.1 | 100 QCK |
| DTC-N200REV | 20 ~ 200N·m | 0.1N·m | 404 | 18 | 35 | 1.25 | 200 QCK |
| DTC-N300REV | 30 ~ 300N·m | 0.1N·m | 535 | 22 | 35 | 1.8 | 280 QCK-A |
| DTC-N500REV | 50 ~ 500N·m | 0.1N·m | 1063 | 30 | 34 | 4.2 | 700 QCK |
| DTC-N1000REV | 100 ~ 1000N·m | 1N·m | 1417 | 34 | 34 | 7.6 | 1000 QCK |
| DTC-100REV | 10 ~ 100kgf·cm | 0.1kgf·cm | 314 | 10 | 35 | 0.8 | 12 QCK |
| DTC-500REV | 50 ~ 500kgf·cm | 0.1kgf·cm | 342 | 12 | 35 | 0.9 | 50 QCK |
| DTC-1000REV | 100 ~ 1000kgf·cm | 1kgf·cm | 386 | 15 | 35 | 1.1 | 100 QCK |
| DTC-2000REV | 200 ~ 2000kgf·cm | 1kgf·cm | 404 | 18 | 35 | 1.25 | 200 QCK |
| DTC-3000REV | 3 ~ 30kgf·m | 0.01kgf·m | 535 | 22 | 35 | 1.8 | 280 QCK-A |
| DTC-5000REV | 5 ~ 50kgf·m | 0.01kgf·m | 1063 | 30 | 34 | 4.2 | 700 QCK |
| DTC-10000REV | 10 ~ 100kgf·m | 0.1kgf·m | 1417 | 34 | 34 | 7.6 | 1000 QCK |
| DTC-PI80REV | 8 ~ 80lbf·in | 0.01lbf·in | 314 | 10 | 35 | 0.8 | 12 QCK |
| DTC-PI400REV | 40 ~ 400lbf·in | 0.1lbf·in | 342 | 12 | 35 | 0.9 | 50 QCK |
| DTC-PI800REV | 80 ~ 800lbf·in | 0.1lbf·in | 386 | 15 | 35 | 1.1 | 100 QCK |
| DTC-PF100REV | 10 ~ 100lbf·ft | 0.1lbf·ft | 404 | 18 | 35 | 1.25 | 200 QCK |
| DTC-PF200REV | 20 ~ 200lbf·ft | 0.1lbf·ft | 535 | 22 | 35 | 1.8 | 280 QCK-A |
| DTC-PF400REV | 40 ~ 400lbf·ft | 0.1lbf·ft | 1063 | 30 | 34 | 4.2 | 700 QCK |
| DTC-PF800REV | 80 ~ 800lbf·ft | 1lbf·ft | 1417 | 34 | 34 | 7.6 | 1000 QCK |

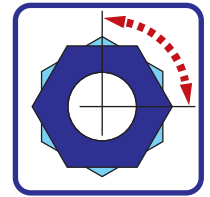
Angle function is option: DTC-REV-A
Bluetooth function is option: DTC-REV-B (Certified in USA, Canada, Europe, Korea, Taiwan)

DTC-REV-A DATA OUTPUT DIGITAL TORQUE WRENCHES

Multi-function data output digital torque wrench with OLED display and with angle function.



| Model | Range(Unit) | Increment | Accessory |
|----------------|------------------|------------|-----------|
| DTC-N10REV-A | 1 ~ 10N·m | 0.01N·m | 12 QCK |
| DTC-N50REV-A | 5 ~ 50N·m | 0.01N·m | 50 QCK |
| DTC-N100REV-A | 10 ~ 100N·m | 0.1N·m | 100 QCK |
| DTC-N200REV-A | 20 ~ 200N·m | 0.1N·m | 200 QCK |
| DTC-N300REV-A | 30 ~ 300N·m | 0.1N·m | 280 QCK-A |
| DTC-N500REV-A | 50 ~ 500N·m | 0.1N·m | 700 QCK |
| DTC-N1000REV-A | 100 ~ 1000N·m | 1N·m | 1000 QCK |
| DTC-100REV-A | 10 ~ 100kgf·cm | 0.1kgf·cm | 12 QCK |
| DTC-500REV-A | 50 ~ 500kgf·cm | 0.1kgf·cm | 50 QCK |
| DTC-1000REV-A | 100 ~ 1000kgf·cm | 1kgf·cm | 100 QCK |
| DTC-2000REV-A | 200 ~ 2000kgf·cm | 1kgf·cm | 200 QCK |
| DTC-300REV-A | 3 ~ 30kgf·m | 0.01kgf·m | 280 QCK-A |
| DTC-500REV-A | 5 ~ 50kgf·m | 0.01kgf·m | 700 QCK |
| DTC-1000REV-A | 10 ~ 100kgf·m | 0.1kgf·m | 1000 QCK |
| DTC-PI80REV-A | 8 ~ 80lbf·in | 0.01lbf·in | 12 QCK |
| DTC-PI400REV-A | 40 ~ 400lbf·in | 0.1lbf·in | 50 QCK |
| DTC-PI800REV-A | 80 ~ 800lbf·in | 0.1lbf·in | 100 QCK |
| DTC-PF100REV-A | 10 ~ 100lbf·ft | 0.1lbf·ft | 200 QCK |
| DTC-PF200REV-A | 20 ~ 200lbf·ft | 0.1lbf·ft | 280 QCK-A |
| DTC-PF400REV-A | 40 ~ 400lbf·ft | 0.1lbf·ft | 700 QCK |
| DTC-PF800REV-A | 80 ~ 800lbf·ft | 1lbf·ft | 1000 QCK |



The tightening torque is displayed as an angle.
The torque and rotation angle are measured and displayed at the same time from the seated tighten screw as started point.

Dimensions of DTC-REV-A are same as DTC-REV.

DTC-REV-UW DATA OUTPUT DIGITAL TORQUE WRENCHES

Multi-function data output digital torque wrench connectable to the optional output device.



The measured data can be output to EXCEL on PC passed by U-WAVE without software.

OPTION

Mitutoyo
U-WAVE-TCB (264-625)



Mitutoyo
02AZD790E
cable



| Model | Range(Unit) | Increment | Accessory |
|-----------------|------------------|------------|-----------|
| DTC-N10REV-UW | 1 ~ 10N·m | 0.01N·m | 12 QCK |
| DTC-N50REV-UW | 5 ~ 50N·m | 0.01N·m | 50 QCK |
| DTC-N100REV-UW | 10 ~ 100N·m | 0.1N·m | 100 QCK |
| DTC-N200REV-UW | 20 ~ 200N·m | 0.1N·m | 200 QCK |
| DTC-N300REV-UW | 30 ~ 300N·m | 0.1N·m | 280 QCK-A |
| DTC-N500REV-UW | 50 ~ 500N·m | 0.1N·m | 700 QCK |
| DTC-N1000REV-UW | 100 ~ 1000N·m | 1N·m | 1000 QCK |
| DTC-100REV-UW | 10 ~ 100kgf·cm | 0.1kgf·cm | 12 QCK |
| DTC-500REV-UW | 50 ~ 500kgf·cm | 0.1kgf·cm | 50 QCK |
| DTC-1000REV-UW | 100 ~ 1000kgf·cm | 1kgf·cm | 100 QCK |
| DTC-2000REV-UW | 200 ~ 2000kgf·cm | 1kgf·cm | 200 QCK |
| DTC-300REV-UW | 3 ~ 30kgf·m | 0.01kgf·m | 280 QCK-A |
| DTC-500REV-UW | 5 ~ 50kgf·m | 0.01kgf·m | 700 QCK |
| DTC-1000REV-UW | 10 ~ 100kgf·m | 0.1kgf·m | 1000 QCK |
| DTC-PI80REV-UW | 8 ~ 80lbf·in | 0.01lbf·in | 12 QCK |
| DTC-PI400REV-UW | 40 ~ 400lbf·in | 0.1lbf·in | 50 QCK |
| DTC-PI800REV-UW | 80 ~ 800lbf·in | 0.1lbf·in | 100 QCK |
| DTC-PF100REV-UW | 10 ~ 100lbf·ft | 0.1lbf·ft | 200 QCK |
| DTC-PF200REV-UW | 20 ~ 200lbf·ft | 0.1lbf·ft | 280 QCK-A |
| DTC-PF400REV-UW | 40 ~ 400lbf·ft | 0.1lbf·ft | 700 QCK |
| DTC-PF800REV-UW | 80 ~ 800lbf·ft | 1lbf·ft | 1000 QCK |

Dimensions of DTC-REV-UW are same as DTC-REV.

DTC-REV

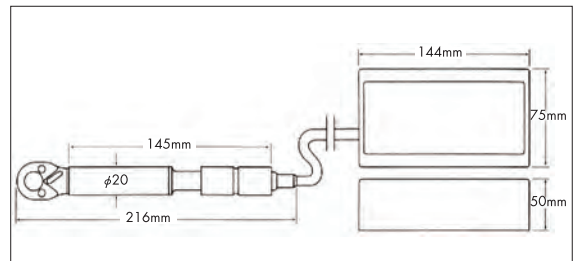
Separate type

DATA OUTPUT DIGITAL TORQUE WRENCH

DATA OUTPUT DIGITAL TORQUE WRENCH

FEATURES

- Accuracy : $\pm 1\%$ of indicated value +1 increment, over full range
- Display : OLED
- Measuring mode : ①Peak hold ②Peak to Peak ③Tracking
- Measuring direction : CW / CCW changeover, provided with CW / CCW status display
- Power supply : Lithium-ion rechargeable battery 18650
100-240V battery charger
- Battery Life : Approx. 20 hours with fully charged battery. (continuous operation)
- Auto power-off : Approx. 30 minutes
- Tolerance setting : 1 to 10%. Automatic judgment for pre-set target torque
- Data input : 1000 data can be stored



| Model | Range (Unit) | Increment | Weight (kg) | Accessory |
|--------------|--------------|-------------|-------------|-----------|
| DTC-CN200REV | 20~200 cN·m | 0.1 cN·m | 1 | 12QCK |
| DTC-CN500REV | 50~500 cN·m | 0.1 cN·m | 1 | 12QCK |
| DTC-20REV | 2~20 Kgf·cm | 0.01 Kgf·cm | 1 | 12QCK |
| DTC-50REV | 5~50 Kgf·cm | 0.01 Kgf·cm | 1 | 12QCK |
| DTC-PI40REV | 4~40 lbf·in | 0.01 lbf·in | 1 | 12QCK |

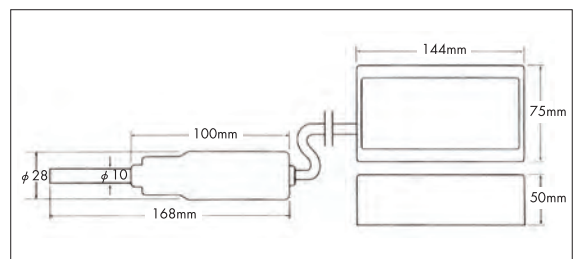
DTDK-REV

DATA OUTPUT DIGITAL TORQUE DRIVER

Multi function data out put digital torque driver with OLED display.

FEATURES

- Accuracy : $\pm 1\%$ of indicated value +1 increment, over full range
- Display : OLED
- Measuring mode : ①Peak hold ②Peak to Peak ③Tracking
- Measuring direction : CW / CCW changeover, provided with CW / CCW status display
- Power supply : Lithium-ion rechargeable battery 18650
100-240V battery charger
- Battery Life : Approx. 20 hours with fully charged battery. (continuous operation)
- Auto power-off : Approx. 30 minutes
- Tolerance setting : 1 to 10%. Automatic judgment for pre-set target torque
- Data input : 1000 data can be stored



| Model | Range (Unit) | Increment | Weight (kg) | Accessory |
|---------------|--------------|-------------|-------------|-----------------------------------|
| | | | | Standard bits Phillips SB type |
| DTDK-CN200REV | 20~200 cN·m | 0.1 cN·m | 1 | No.0, No.1 |
| DTDK-CN500REV | 50~500 cN·m | 0.1 cN·m | 1 | No.1, No.2 |
| DTDK-20REV | 2~20 Kgf·cm | 0.01 Kgf·cm | 1 | No.0, No.1 |
| DTDK-50REV | 5~50 Kgf·cm | 0.01 Kgf·cm | 1 | No.1, No.2 |
| DTDK-PI40REV | 4~40 lbf·in | 0.01 lbf·in | 1 | No.1, No.2 |

LTDK CLUTCH RELEASE TORQUE SCREW DRIVERS

Clutch release prevents over-tightening, reduces fatigue.

FEATURES

- Comfortable grip for extended use.
- Light weight and short overall length facilitates jobs.
Sensitive clutch release helps the operator feel when the torque setting is reached.
- Set the required torque value and tighten, all operators tighten consistently.
- Two Phillips bit are included.
- Various hex and box drive bits are available.
- Use for clockwise tightening.
- Accuracy : $\pm 3\%$ of indicated value over the full range, clockwise.
- "H"-models accept standard bits instead of CB type bits.

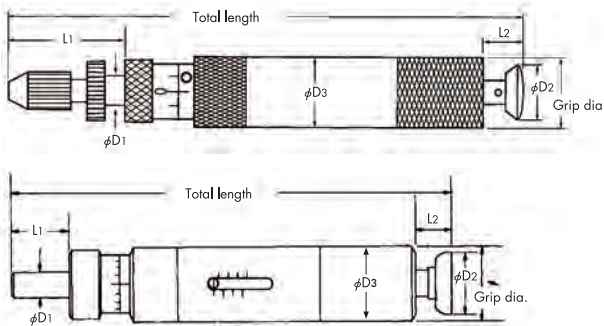
USING AN LTDK DRIVER

- (1) Select and mount a bit to match the fastener.
- (2) Rotate the adjusting ring and set the desired torque.
- (3) Tighten the fastener clockwise until the clutch releases and there is no more resistance.

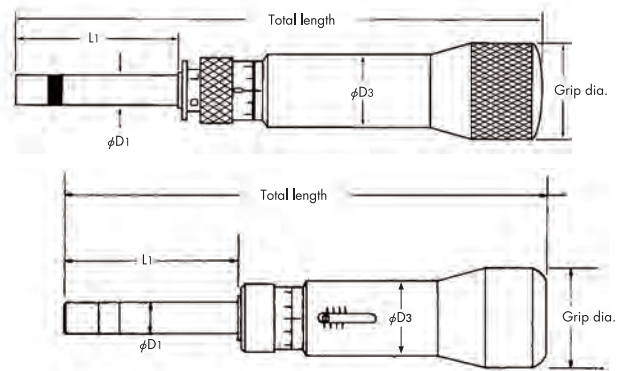


CN60~CN500LTDK

CN15,CN30LTDK(N·m Unit)



CN60~CN500LTDK(N·m Unit) OI 200LTDK(Ozf.in) PI 30,PI 50LTDK(Lbf.in)



1.5,3LTDK(kgfc·m Unit) 1.5,3LTDK-H(kgfc·m Unit) N1.5,3LTDK-H(Nm Unit)

6~100LTDK(kgfc·m Unit) N10LTDK(N·m Unit)

| Old Model (cN·m/N·m) | New Model (cN·m/N·m) | Range | Increment | Model (ozf·in/lbf·in) | Range | Increment | Grip dia. | Total length (without bit) | Dimensions (mm) | | | | | Weight | Included Accessory | | |
|-------------------------|-------------------------|-------------|-----------|--------------------------|-----------------|-----------|-----------|-------------------------------|-----------------|------|---------------|------|------|--------|--------------------|-----------------------|--|
| | | | | | | | | | cN·m/N·m | | ozf·in/lbf·in | | Body | | | | |
| | | | | | | | φmm | mm | L1 | L2 | φD1 | φD2 | φD3 | g | Phillips | Bit type | |
| N1.5LTDK | CN15LTDK | 1 ~ 15 cN·m | 0.1 cN·m | | | | 16 | 107 | 22 | 10.5 | 5.5 | 14.4 | 15.5 | 57 | No.0 No.1 | KANON bits CB type | |
| N3LTDK | CN30LTDK | 2 ~ 30 " | 0.2 " | | | | 25 | 110 | 26 | | | | 20 | 99 | No.0 No.1 | | |
| N6LTDK | CN60LTDK | 5 ~ 60 " | 0.5 " | | | | 30 | | | | | | 192 | | | No.0 No.1 | |
| N12LTDK | CN120LTDK | 20 ~ 120 " | 1 " | OI 200LTDK | 40 ~ 200 ozf·in | 1 | 34 | 157 | 51 | | 10 | | 214 | | No.1 No.2 | | |
| N20LTDK | CN200LTDK | 40 ~ 200 " | 1 " | | | | 40 | 200 | 63 | | | | 34 | 436 | | No.2, No.3 | |
| N30LTDK | CN300LTDK | 40 ~ 300 " | 1 " | PI 30LTDK | 4 ~ 30 lbf·in | 0.1 | 45 | 235 | 100 | | 11 | | 35 | 762 | No.0 No.1 | | |
| N50LTDK | CN500LTDK | 100 ~ 500 " | 2.5 " | PI 50LTDK | 10 ~ 50 " | 0.25 | | | | | | | | | | No.0 No.1 | |
| N100LTDK | N10LTDK | 4 ~ 10 N·m | 0.05 N·m | | | | | | | | | | | | | | |
| N1.5LTDK-H | CN15LTDK-H | 1 ~ 15 cN·m | 0.1 cN·m | | | | 16 | 111 | 26 | 10.5 | 10 | 14.4 | 15.5 | 60 | | | |
| N3LTDK-H | CN30LTDK-H | 2 ~ 30 " | 0.2 " | | | | | | | | | | | | | | |

* is the new model that is applied from 1st January, 2016.

| Model (kgf·cm) | Range kgf·cm | Increment | Grip dia. φ mm | Total length (without bit) mm | Dimensions (mm) | | | | | Weight g | Included Accessory | | |
|-------------------|-----------------|-----------|-------------------|-------------------------------------|-----------------|------|-----|------|------|-------------|--------------------|--------------------------|---------------|
| | | | | | Body | | | | | | Bits | | Extension Bar |
| | | | | | L1 | L2 | φD1 | φD2 | φD3 | | Phillips | Bit type | |
| 1.5LTDK | 0.1~1.5 | 0.01 | 16 | 99 | 14 | 10.5 | 5.5 | 14.4 | 15.5 | 50 | No.0 No.1 | KANON bits OB type | |
| 3LTDK | 0.2~3 | 0.02 | | | | | | | | | | | |
| 6LTDK | 0.5~6 | 0.05 | 25 | 110 | 35 | | | | 20 | 95 | No.0 No.1 | Standard bits SB type | |
| 12LTDK | 2~12 | 0.1 | | | | | | | | | | | |
| 20LTDK | 4~20 | 0.1 | 34 | 157 | 57 | | | | 25 | 190 | No.1 No.2 | | |
| 30LTDK | 4~30 | 0.1 | | | | | | | | | | | |
| 50LTDK | 10~50 | 0.25 | 40 | 200 | 73 | | | | 34 | 436 | | | |
| 100LTDK | 40~100 | 0.5 | 45 | 235 | 100 | | 11 | | 35 | 762 | No.2, No.3 | | Included |
| 1.5LTDK-H | 0.1~1.5 | 0.01 | 16 | 111 | 26 | 10.5 | 10 | 14.4 | 15.5 | 60 | No.0 No.1 | | |
| 3LTDK-H | 0.2~3 | 0.02 | | | | | | | | | | | |

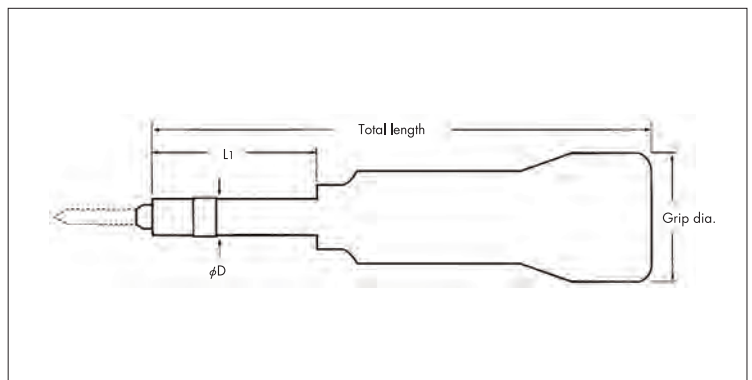
STDK PRE-SET TORQUE DRIVERS

Clutch release prevents over tightening.



FEATURES

- A single function driver, used for a single torque setting.
- Most suited for tightening multiple same-size fasteners at the same torque in a production line.
- Setting confirmation unnecessary.
- Light weight and short overall length facilitates jobs.
Sensitive clutch release helps the operator feel when the torque setting is reached.
- All operators tighten consistently.
- Two Phillips bit are included.
- Various hex and box drive bits are available.
- Accuracy : ±3% of set value, cw, ccw
- * Please specify required set torque when you order.




| Model (kgf·cm) | Range kgf·cm | Old Model (cN·m/N·m) | New Model (cN·m/N·m) | Range cN·m/N·m | Model (ozf·in/lbf·in) | Range ozf·in/lbf·in | Grip dia. φ mm | Total length (without bit) mm | Dimensions (mm) | | Weight g | Included Accessory | | |
|-------------------|-----------------|-------------------------|-------------------------|-------------------|--------------------------|------------------------|-------------------|-------------------------------------|-----------------|----|------------------|--------------------|--------------------------|---------------|
| | | | | | | | | | Body | | | Bits | | Extension Bar |
| | | | | | | | | | L1 | φD | | Phillips | Bit type | |
| 1.5STDK | 0.1~1.5 | N1.5STDK | CN15STDK | 1~15 cN·m | Ol 22STDK | 2~22 ozf·in | 16 | 92 | 22 | 8 | 45 | No.0 No.1 | KANON bits CB type | |
| 3STDK | 0.2~3 | N3STDK | CN30STDK | 2~30 // | Ol 44STDK | 4~44 // | | | | | | | | |
| 6STDK | 0.5~6 | N6STDK | CN60STDK | 5~60 // | Ol 80STDK | 20~80 // | 25 | 103 | 41 | | 94 148 170 | No.0 No.1 | Standard bits SB type | |
| 12STDK | 2~12 | N12STDK | CN120STDK | 20~120 // | Ol 200STDK | 40~200 // | | | | | | | | |
| 20STDK | 4~20 | N20STDK | CN200STDK | 40~200 // | Pl 20STDK | 4~20 lbf·in | 30 | 116 | 54 | 10 | 200 220 | No.1 No.2 | | Included |
| 30STDK | 4~30 | N30STDK | CN300STDK | 40~300 // | Pl 30STDK | 4~30 // | | | | | | | | |
| 50STDK | 10~50 | N50STDK | CN500STDK | 100~500 // | Pl 50STDK | 10~50 // | 35 | 126 | 56 | | 220 220 | No.2, No.3 | | |
| 100STDK | 40~100 | N100STDK | CN100STDK | 4~10 N·m | Pl 100STDK | 40~100 // | | | | | | | | |

* is the new model that is applied from 1st January, 2016.

DPSK DIAL GAUGE TORQUE DRIVERS

Suited for light torque, general tightening work, inspections. Easy to handle, easy to read scale.



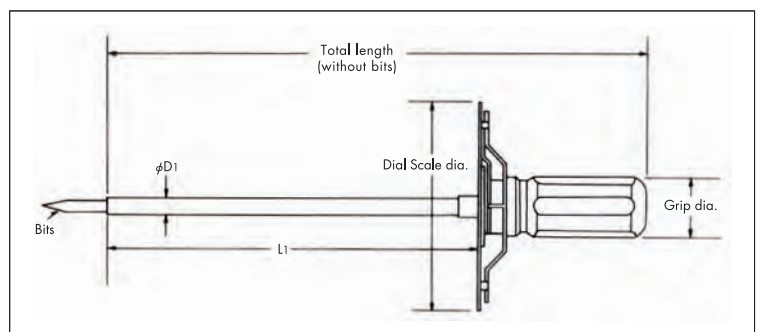
FEATURES

DPSK (standard)

- A light torque driver well suited for general tightening, inspections and break tests.
- Easy handling with a direct reading dial gauge.
- Use for both clockwise and counterclockwise tightening.
- Peak torque indicator works in both directions, too.
- Large, easily read dial gauge.

DPSK II (transparent scale)

- The transparent scale makes engaging the fastener easier.
- For both models, accuracy is $\pm 3\%$ of the indicated value over the full range



USING A DPSK DRIVER


- (1) Mount a bit matching the fastener being
- (2) Loosen the peak indicator ring.
- (3) Set the peak indicator to 0.
- (4) Tighten the fastener while observing the scale.

| Model (kgf·cm) | Range (CW/CCW) | Increment | Old Model (cN·m/N·m) | New Model (cN·m/N·m) | Range (CW/CCW) | Increment | Dial dia. | Grip dia. | Total length (without bit) | Dimensions (mm) | | | Weight | Included Accessory Bits | | |
|----------------|----------------|-----------|----------------------|----------------------|----------------|-----------|-----------|-----------|----------------------------|------------------|-----|------|--------------|--------------------------|----------|------|
| | | | | | | | | | | Driver shaft(mm) | | kg | | Phillips | Bit type | |
| | kgf·cm | | | | cN·m | | φ mm | φ mm | mm | L ₁ | φ D | | | | | |
| 1DPSK-H | 0.2 ~ 1 | 0.025 | N 1DPSK | CN 10DPSK-H | 2 ~ 10 | 0.25 | 78 | 21 | 260 | 152 | 6 | 0.12 | No.0 No.1 | Standard bits SB type | | |
| 2DPSK-H | 0.5 ~ 2 | 0.05 | N 2DPSK | CN 20DPSK-H | 5 ~ 20 | 0.5 | | | 252 | 148 | | | | | | |
| 5DPSK-H | 1 ~ 5 | 0.2 | N 5DPSK | CN 50DPSK-H | 10 ~ 50 | 2 | | | 255 | 150 | | | | | | |
| 10DPSK | 2 ~ 10 | 0.2 | N 10DPSK | CN 100DPSK | 20 ~ 100 | 2 | | | 222 | 130 | | | | | 12 | 0.33 |
| 20DPSK | 5 ~ 20 | 0.5 | N 20DPSK | CN 200DPSK | 50 ~ 200 | 5 | | | 242 | 130 | | | | | 12 | 0.36 |
| 50DPSK | 10 ~ 50 | 2 | N 50DPSK | CN 500DPSK | 100 ~ 500 | 20 | | | 300 | 188 | | | | | 14 | 0.47 |
| 10DPSK(II) | 2 ~ 10 | 0.2 | N 10DPSK(II) | CN 100DPSK-L | 20 ~ 100 | 2 | 78 | 33 | 222 | 130 | 12 | 0.29 | | | | |
| 20DPSK(II) | 5 ~ 20 | 0.5 | N 20DPSK(II) | CN 200DPSK-L | 50 ~ 200 | 5 | | | 242 | | | | 0.32 | | | |
| 50DPSK(II) | 10 ~ 50 | 2 | N 50DPSK(II) | CN 500DPSK-L | 100 ~ 500 | 20 | | | 300 | | | | 188 | | 14 | 0.42 |

* is the new model that is applied from 1st January, 2016.

SGK TORQUE GAUGES

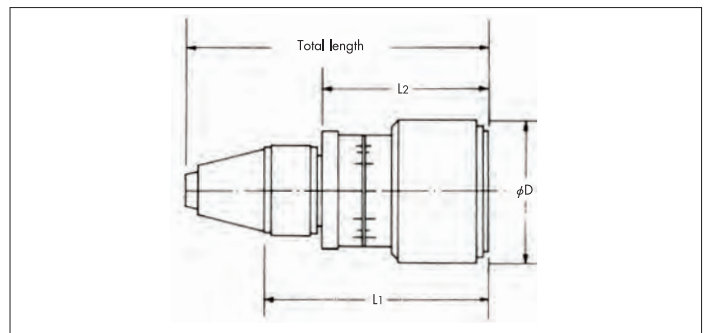
Capable of accurately measuring very low torque values.



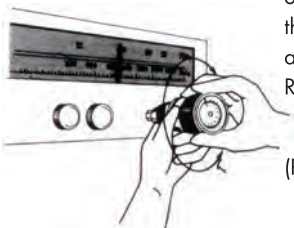
* Peak indicator is optional

FEATURES

- Due to their miniature design and light weight, these gauges are convenient and easy to carry.
- A three part chuck with knurled surface enables firmly gripping even odd shapes.
- The inset scale face helps avoid incidental damage.
- The gauges measure clockwise and counterclockwise.
- With scales on the sides and the face, torque readings can be obtained either way.
- Accuracy : $\pm 6\%$ of the indicated value over the full range



USING AN SGK GAUGE



Starting torque can be measured with the chuck gripping a knob or shaft of an electronic device.
Rotate clockwise or counterclockwise.

(Rotate CW or CCW)



- If you would like SGK with a peak indicator, please specify "SGK-G" on your purchase order.
ex) CN150SGK-G

Three part chuck

| Model (gf·cm/kgf·cm) | Range (CW/CCW) | Increment | Old Model (mN·m/cN·m) | New Model (mN·m/cN·m) | Range (CW/CCW) | Increment | Chucking dia. | Total length | Dimensions (mm) | | | Weight kg |
|-------------------------|-------------------|--------------|--------------------------|--------------------------|-------------------|-----------|------------------|-----------------|-----------------|------------------------------|----------------|--------------|
| | | | | | | | | | Grip dia. | Total length (without chuck) | | |
| | | gf·cm/kgf·cm | | | mN·m/cN·m | | φ mm | mm | φ D | L ₁ | L ₂ | |
| 90(I)SGK | 10 ~ 90 | 2 | N90(I)SGK | MN95GK | 1 ~ 9 | 0.2 | 1 ~ 6.5 | 106 | 43 | 81 | 57.5 | 0.29 |
| 150(I)SGK | 20 ~ 150 | 2 | N150(I)SGK | MN155GK | 2 ~ 15 | 0.2 | | | | | | |
| 300(I)SGK | 40 ~ 300 | 5 | N300(I)SGK | MN305GK | 4 ~ 30 | 0.5 | | | | | | |
| 600(I)SGK | 50 ~ 600 | 10 | N600(I)SGK | MN605GK | 5 ~ 60 | 1 | | | | | | |
| 1200(I)SGK | 100 ~ 1,200 | 20 | N1200(I)SGK | MN1205GK | 10 ~ 120 | 2 | | | | | | |
| 2400(I)SGK | 200 ~ 2,400 | 50 | N2400(I)SGK | MN2405GK | 20 ~ 240 | 5 | | | | | | |
| 1.5(II)SGK | 0.1 ~ 1.5 | 0.02 | N1.5(II)SGK | CN155GK | 1 ~ 15 | 0.2 | 1 ~ 8.5 | 134 | 63 | 100 | 73 | 0.6 |
| 2.4(II)SGK | 0.2 ~ 2.4 | 0.02 | N2.4(II)SGK | CN245GK | 2 ~ 24 | 0.2 | | | | | | |
| 3.6(II)SGK | 0.4 ~ 3.6 | 0.05 | N3.6(II)SGK | CN365GK | 4 ~ 36 | 0.5 | | | | | | |
| 6(II)SGK | 0.5 ~ 6 | 0.1 | N6(II)SGK | CN605GK | 5 ~ 60 | 1 | | | | | | |
| 9(II)SGK | 1 ~ 9 | 0.2 | N9(II)SGK | CN905GK | 10 ~ 90 | 2 | | | | | | |
| 15(II)SGK | 1 ~ 15 | 0.2 | N15(II)SGK | CN1505GK | 10 ~ 150 | 2 | | | | | | |

* is the new model that is applied from 1st January, 2016.

KDTA-GT-UC

DIGITAL TORQUE ANALYZERS

Enhanced digital processor system. Provides high performance with digital wrenches.

FEATURES

- LCD display eliminates reading errors.
- Processor chip assures measurement with high reliability and accuracy.
- The display unit angle can be adjusted approximately 70°.
- Saves time and helps speed up work.
- Equipped with a kgf·cm/N·m selector switch.
- Operator can set min/max percentage parameters from 0–10%.
- Analyzer can indicate in or out of specification with pass or fail displayed.

SPECIFICATIONS

- Power source : AC100-240V 50/60Hz
- Accuracy : ±1% of the indicated value +1 increment, over the full range
- Display : LCD (character height : 25mm)
- Operating temperature : 5~35°C



KDTA-N20GT-UC

| Model | Range(CW/CCW) | | Increment | English Model | Range(CW/CCW) | | Increment | Measuring mode | Dimensions (mm) | | | Drive size | Weight | Included Accessory |
|-----------------|---------------|--------|-------------|-----------------|---------------|--------|-------------|---|-----------------|---------------|----------------|------------|-------------------------------|-----------------------------|
| | kgf·cm/kgf·m | | | | lbf·in | | | | Overall depth | Overall width | Overall height | | | |
| KDTA-N2GT-UC | 2 ~ 20 | kgf·cm | 0.01 kgf·cm | KDTA-N2GT-PI | 1.77 ~ 17.70 | lbf·in | 0.01 lbf·in | TRACK Peak hold Peak to peak hold | 120 | 250 | 251 | 12 | 6 | 6.35×12 9.5×12 Socket |
| | 20 ~ 200 | cN·m | 0.1 cN·m | | 20 ~ 200 | cN·m | 0.1 cN·m | | | | | | | |
| KDTA-N10GT-UC | 10 ~ 100 | kgf·cm | 0.1 kgf·cm | KDTA-N10GT-PI | 8.9 ~ 88.0 | lbf·in | 0.1 lbf·in | | | | | | | |
| | 1 ~ 10 | N·m | 0.01 N·m | | 1 ~ 10 | N·m | 0.01 N·m | | | | | | | |
| KDTA-N20GT-UC | 20 ~ 200 | kgf·cm | 0.1 kgf·cm | KDTA-N20GT-PI | 17.7 ~ 177.0 | lbf·in | 0.1 lbf·in | | | | | | | |
| | 2 ~ 20 | N·m | 0.01 N·m | | 2 ~ 20 | N·m | 0.01 N·m | | | | | | | |
| KDTA-N100GT-UC | 100 ~ 1000 | kgf·cm | 1 kgf·cm | KDTA-N100GT-PI | 89 ~ 880 | lbf·in | 1 lbf·in | 180 | 320 | 284 | 14 | 15 | 9.5×14 12.7×14 Socket | |
| | 10 ~ 100 | N·m | 0.1 N·m | | 10 ~ 100 | N·m | 0.1 N·m | | | | | | | |
| KDTA-N200GT-UC | 200 ~ 2000 | kgf·cm | 1 kgf·cm | KDTA-N200GT-PI | 177 ~ 1770 | lbf·in | 1 lbf·in | | | | | | | |
| | 20 ~ 200 | N·m | 0.1 N·m | | 20 ~ 200 | N·m | 0.1 N·m | | | | | | | |
| KDTA-N600GT-UC | 600 ~ 6000 | kgf·cm | 1 kgf·cm | KDTA-N600GT-PF | 44.3 ~ 442.0 | lbf·ft | 0.1 lbf·ft | 220 | 380 | 272 | 26 | 25 | 19.05×26 12.7×26 Socket | |
| | 60 ~ 600 | N·m | 0.1 N·m | | 60 ~ 600 | N·m | 0.1 N·m | | | | | | | |
| KDTA-N1000GT-UC | 10 ~ 100 | kgf·m | 0.1 kgf·m | KDTA-N1000GT-PF | 74 ~ 737 | lbf·ft | 1 lbf·ft | | | | | | | |
| | 100 ~ 1000 | N·m | 1 N·m | | 100 ~ 1000 | N·m | 1 N·m | | | | | | | |



KDTA-GTH-UC

LARGE DIGITAL TORQUE ANALYZERS



KDTA-N20GTH-UC

FEATURES

- LCD display eliminates reading errors.
- Processor chip assures measurement with high reliability and accuracy.
- The display unit angle can be adjusted approximately 70°.
- Saves time and helps speed up work.
- Equipped with a kgf·cm/N·m selector switch.

SPECIFICATIONS

- Power : AC100-240V 50/60Hz
- Accuracy : ±1% of the indicated value +1 increment, over the full range
- Display : LCD (character height : 25mm)
- Operating temperature range : 5~35°C

| Model | Range(CW/CCW) | Increment | English Model | Range(CW/CCW) | Increment | Measuring mode | Dimensions (mm) | | | Drive size mm | Weight kg | Included Accessory |
|------------------|-------------------|------------|------------------|---------------------|------------|---|-----------------|---------------|----------------|------------------|--------------|-------------------------------------|
| | kgf·cm/kgf·m | | | lbf·in/lbf·ft | | | Overall depth | Overall width | Overall height | | | |
| KDTA-N20GTH-UC | 20 ~ 200 kgf·cm | 0.1 kgf·cm | KDTA-N20GTH-PI | 17.7 ~ 177.0 lbf·in | 0.1 lbf·in | TRACK Peak hold Peak to peak hold | 340 | 220 | 169 | 12 | 12 | 6.35×12 Socket 9.5×12 Socket |
| | 2 ~ 20 N·m | 0.01 N·m | | 2 ~ 20 N·m | 0.01 N·m | | 540 | 280 | 240 | 14 | 18 | 9.5×14 Socket 12.7×14 Socket |
| KDTA-N100GTH-UC | 100 ~ 1000 kgf·cm | 1 kgf·cm | KDTA-N100GTH-PI | 89 ~ 880 lbf·in | 1 lbf·in | | 603 | 310 | 415 | 22 | 40 | 12.7×22 Socket 19.05×22 Socket |
| | 10 ~ 100 N·m | 0.1 N·m | | 10 ~ 100 N·m | 0.1 N·m | | 1300 | 490 | 415 | 26 | 92 | 12.7×26 Socket 19.05×26 Socket |
| KDTA-N200GTH-UC | 200 ~ 2000 kgf·cm | 1 kgf·cm | KDTA-N200GTH-PI | 177 ~ 1770 lbf·in | 1 lbf·in | | 1668 | 556 | 415 | 30 | 59 | 12.7×30, 19.05×30 25.4×30 Socket |
| | 20 ~ 200 N·m | 0.1 N·m | | 20 ~ 200 N·m | 0.1 N·m | | | | | | | |
| KDTA-N300GTH-UC | 300 ~ 3000 kgf·cm | 1 kgf·cm | KDTA-N300GTH-PF | 22.2 ~ 221.0 lbf·ft | 0.1 lbf·ft | | | | | | | |
| | 30 ~ 300 N·m | 0.1 N·m | | 30 ~ 300 N·m | 0.1 N·m | | | | | | | |
| KDTA-N600GTH-UC | 600 ~ 6000 kgf·cm | 1 kgf·cm | KDTA-N600GTH-PF | 44.3 ~ 442.0 lbf·ft | 0.1 lbf·ft | | | | | | | |
| | 60 ~ 600 N·m | 0.1 N·m | | 60 ~ 600 N·m | 0.1 N·m | | | | | | | |
| KDTA-N1000GTH-UC | 10 ~ 100 kgf·m | 0.1 kgf·m | KDTA-N1000GTH-PF | 74 ~ 737 lbf·ft | 1 lbf·ft | | | | | | | |
| | 100 ~ 1000 N·m | 1 N·m | | 100 ~ 1000 N·m | 1 N·m | | | | | | | |

DRIVE ATTACHMENTS (Optional)


■ KDTA-N2GT-UC/N10GT-UC N20GT-UC/KDTA-N20GTH-UC



■ KDTA-N100GT-UC/KDTA-N200GT-UC KDTA-N100GTH-UC/KDTA-N200GTH-UC KDTA-N200GTS-UC



■ KDTA-N300GTH-UC



KDTA-GTS-UC

DIGITAL TORQUE ANALYZERS

Highly accurate and economical torque analyzer, easy for operators to use on the job site.



FEATURES

- LCD display eliminates reading errors.
- Processor chip assures measurement with high reliability and accuracy.
- Saves time and helps speed up work.
- Equipped with a kgf·cm/N·m selector switch.

SPECIFICATIONS

- Power : AC100-240V 50/60Hz
- Accuracy : $\pm 1\%$ of the indicated value +1 increment, over the full range
- Display : LCD (character height : 25mm)
- Operating temperature range : 5~35°C

| Model | Range (CW/CCW) | | Increment | | Measuring mode | Unit conversion | Dimensions (mm) | | | Drive size mm | Weight kg | Included Accessory |
|-----------------|----------------|--------|-----------|--------|---|-----------------|-----------------|---------------|----------------|------------------|--------------|---------------------------------|
| | gf·cm/kgf·cm | | N·m | | | | Overall depth | Overall width | Overall height | | | |
| | | | | | | | | | | | | |
| KDTA-N200GTS-UC | 50 ~ 2000 | kgf·cm | 1 | kgf·cm | TRACK Peak hold Peak to peak hold | kgf·cm N·m | 260 | 200 | 200 | 14 | 10 | 9.5 × 14 12.7 × 14 Socket |
| KDTA-N200GTS-PI | 5 ~ 200 | N·m | 0.1 | N·m | | | | | | | | |
| | 45 ~ 1770 | lbf·in | 1 | lbf·in | lbf·in N·m | | | | | | | |

DRT

KANON TORQUE MEASUREMENT MULTI-INDICATOR

Model DRT multi-indicator handles 16 different types of work. The TEDS-based smart indicator is designed for accurate and speedy analysis of bolt-tightening.




Click type torque wrench for DRT

| Model | Range |
|------------|------------|
| DRT-N50DR | 10 ~ 50Nm |
| DRT-N100DR | 20 ~ 100Nm |
| DRT-N200DR | 40 ~ 200Nm |



Non-click torque wrench for DRT

| Model | Range |
|-------------|------------|
| DRT-N40DTC | 4 ~ 40Nm |
| DRT-N100DTC | 10 ~ 100Nm |
| DRT-N200DTC | 20 ~ 200Nm |



Torque Driver for DRT

| Model | Range |
|---------------|--------------|
| DRT-CN500DTDK | 100 ~ 500cNm |



Load cell for DRT

| Model | Range |
|--------------|------------|
| DRT-N2KDIA | 0.2 ~ 2Nm |
| DRT-N20KDIA | 2 ~ 20Nm |
| DRT-N200KDIA | 20 ~ 200Nm |

FEATURES

- Tools are easily exchanged and calibrated. A sensor with built-in TEDS information is directly connected to a tool for automatic reading of necessary information, eliminating troublesome calibration each time a tool is exchanged (IEEE 1451.4, Class 2 mixed mode interfaced).
- Various tools can be used, including click type and non-click type torque wrench and strain gauge sensors.
- Torque values remain in waveforms, allowing the user to view torque in any desired place.
- Bolt-tightening is analyzed in a short time: Tightening, Loosening inspection, Re-tightening inspection, Torque wrench inspection, Destructive inspection

TEDS-based multi-indicating system (Examples)

Torque wrench with sensor for operation



Torque sensor

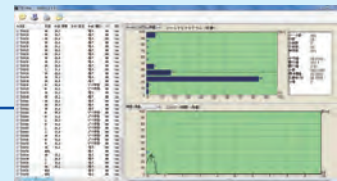


Torque wrench with sensor for inspection

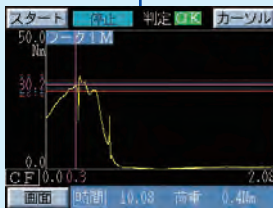


* Sensors are built to order.

**Multi-indicator
DRT**



Data collection



Torque is displayed in waveforms.



Judgment (an example of pass)



Judgment (an example of rejection)

* English version is also available

<Specifications>

| | | |
|------------------------------------|---|---|
| Model | DRT | |
| Display/controller | 3.5 type STN color LCD (320 x 240 dots) | |
| | Controller | Touch panel |
| | Display range | 0 to ±9999 |
| | Decimal point position | Arbitrarily selected |
| | Display change frequency | 3 times/s |
| | Time axis | 0.1 to 99.9s |
| Operation screen | Digital load display screen, waveform display screen, setting screen, strain display. | |
| Setting | Comparative judgment values | Load value: upper limit, lower limit, upper-upper limit, and lower-lower limit |
| Function | Hold function | Inflection point, sample, peak, maximal and minimal hold |
| | Clock function | Data is controlled and saved according to real-time clock. |
| Data output | RS-232C, CF card | |
| Power supply | AC 100 to 240V | |
| Operating temperature range | 0 to +40°C | |
| Weight | 2.8kg | |
| Dimensions | 107 (W) x 140 (H) x 257 (D) mm | |
| Applicable standards | EMC | VCCI 1 (Class A), EN55011 (Class A), EN61326-4-2, 3, 4, 5, 6, 8, 11, EN61000-3-2, 3 |
| | Safety standards | EN61010-1 |

**Dr. Torque
Multi-indicator DRT**

Torque Measurement
Multi-indicator

KDTA-DH

DIGITAL TORQUE ANALYZERS FOR TORQUE DRIVERS



KDTA-8DH

KDTA-8DH / KDTA-80DH

FEATURES

- Designed for LTK and STDK
- Battery powered
- Battery Charger is available for AC 100V~240V 50/60Hz
- Lightweight plastic case
- kgf·cm/N·m / lbf·in unit conversion
- MODE : TRACK (constantly indicates torque value.)
PEAK HOLD
PEAK TO PEAK-HOLD
- AUTO RESET : Timer function available
- DATA OUTPUT : Digital output
- Accuracy : $\pm 1\%$ of the indicated value + 1 increment, over the full range

| Model | Range | Increment | Measuring mode | Battery | Size | Weight (kg) |
|-----------|--|------------------------------------|---------------------------------------|--------------|----------------------------------|-------------|
| KDTA-8DH | 3~800mN·m 0.03~8kgf·cm 0.03~7lbf·in | 0.1mN·m 0.001kgf·cm 0.001lbf·in | RUN Peak hold Peak to Peak hold | Rechargeable | 230 (W) × 123 (D) × 65 (H) mm | 1.8 |
| KDTA-80DH | 3~800cN·m 0.3~80kgf·cm 0.3~70lbf·in | 0.1cN·m 0.01kgf·cm 0.01lbf·in | RUN Peak hold Peak to Peak hold | Rechargeable | 230 (W) × 123 (D) × 65 (H) mm | 1.8 |

KDTA-D

DIGITAL TORQUE ANALYZERS FOR ELECTRIC DRIVERS

KDTA-10D / KDTA-100D

FEATURES

- Battery is rechargeable.
- For any brand of the Electric Driver
- Battery Charger is available for AC 100V~240V 50/60Hz
- MODE : TRACK (constantly indicates torque value.)
PEAK HOLD
PEAK TO PEAK-HOLD
- AUTO RESET : Timer function available
- DATA OUTPUT : Digital output
- Accuracy : $\pm 1\%$ of the indicated value + 1 increment, over the full range



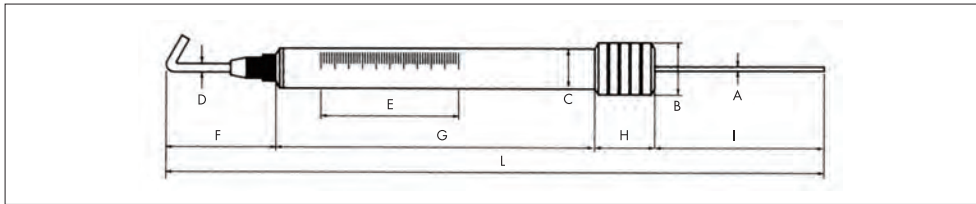
| Model | Range | Increment | Measuring mode | Battery | Size | Weight (kg) |
|-----------|---|-------------------------------------|---------------------------------------|--------------|----------------------------------|-------------|
| KDTA-10D | 1.5~100.0cN·m 0.15~10.00kgf·cm 0.13~10.00lbf·in | 0.1cN·m 0.01kgf·cm 0.01lbf·in | RUN Peak hold Peak to Peak hold | Rechargeable | 230 (W) × 123 (D) × 65 (H) mm | 1.18 |
| KDTA-100D | 15~1000cN·m 1.5~100.0kgf·cm 1.3~100.0lbf·in | 1cN·m 0.1kgf·cm 0.1lbf·in | RUN Peak hold Peak to Peak hold | Rechargeable | 230 (W) × 123 (D) × 65 (H) mm | 1.18 |

TK TENSION GAUGES

Demonstrating KANON's measuring versatility.
Great performance whether measuring vertically or horizontally.

FEATURES

- Measures pushing, pulling force and spring tension.
Our tension gauges are designed to indicate precise increments of force.
- Use the gauges for taking horizontal measurements. Just add the correcting value to the indicated value (see the table below). A peak indicator is available for TK500 to TK30000 and TK500 CN to TK30000 CN.
- Accuracy : ± 1 increment



| Model (g) | Range (g) | Incr. (g) | A mm | B mm | C mm | D mm | E mm | F mm | G mm | H mm | I mm | L mm | Weight (g) | Correcting value for horizontal measurements (g) |
|-----------|-----------|-----------|------|------|------|------|------|------|------|------|------|------|------------|--|
| TK10 | 0 ~ 10 | 0.5 | 1.5 | 16 | 13 | 1.5 | 40 | 19 | 98 | 15 | 48 | 181 | 30 | 3 |
| TK30 | 0 ~ 30 | 1 | 1.5 | 16 | 13 | 1.5 | 60 | 19 | 113 | 15 | 66 | 214 | 30 | 3 |
| TK50 | 0 ~ 50 | 1 | 1.5 | 16 | 13 | 1.5 | 60 | 19 | 113 | 15 | 66 | 214 | 30 | 3 |
| TK110 | 0 ~ 110 | 2 | 2 | 16 | 13 | 2 | 60 | 27.5 | 113 | 15 | 65.5 | 221 | 35 | 10 |
| TK200 | 0 ~ 200 | 5 | 2 | 16 | 13 | 2 | 60 | 27.5 | 113 | 15 | 65.5 | 221 | 35 | 10 |
| TK300 | 0 ~ 300 | 5 | 2 | 16 | 13 | 2 | 60 | 27.5 | 113 | 15 | 65.5 | 221 | 35 | 10 |
| TK500 | 0 ~ 500 | 10 | 3 | 20 | 16 | 2.6 | 56 | 43 | 131 | 25 | 69 | 270 | 78 | 30 |
| TK600 | 0 ~ 600 | 20 | 3 | 20 | 16 | 2.6 | 56 | 43 | 131 | 25 | 69 | 270 | 78 | 30 |
| TK1000 | 0 ~ 1000 | 25 | 3 | 20 | 16 | 2.6 | 56 | 43 | 131 | 25 | 69 | 270 | 78 | 30 |
| TK1500 | 0 ~ 1500 | 50 | 3 | 20 | 16 | 2.6 | 56 | 43 | 131 | 25 | 69 | 270 | 78 | 30 |
| TK2000 | 0 ~ 2000 | 50 | 3 | 20 | 16 | 2.6 | 56 | 43 | 131 | 25 | 69 | 270 | 78 | 30 |
| TK2500 | 0 ~ 2500 | 50 | 3 | 20 | 16 | 2.6 | 62 | 43 | 143 | 25 | 74 | 288 | 85 | 50 |
| TK3000 | 0 ~ 3000 | 50 | 3 | 20 | 16 | 2.6 | 62 | 43 | 143 | 25 | 74 | 288 | 85 | 50 |
| TK4000 | 0 ~ 4000 | 50 | 4 | 25 | 22 | 3.5 | 68 | 43 | 178 | 35 | 82 | 340 | 200 | 100 |
| TK5000 | 0 ~ 5000 | 100 | 4 | 25 | 22 | 3.5 | 68 | 43 | 178 | 35 | 82 | 340 | 200 | 100 |
| TK7000 | 0 ~ 7000 | 200 | 4 | 25 | 22 | 3.5 | 68 | 43 | 178 | 35 | 82 | 340 | 205 | 100 |
| TK10000 | 0 ~ 10000 | 200 | 4 | 25 | 22 | 3.5 | 68 | 43 | 178 | 35 | 82 | 340 | 205 | 100 |
| TK15000 | 0 ~ 15000 | 200 | 8 | 35 | 32 | 7 | 95 | 83 | 230 | 35 | 145 | 462 | 600 | 250 |
| TK20000 | 0 ~ 20000 | 200 | 8 | 35 | 32 | 7 | 118 | 83 | 280 | 35 | 140 | 540 | 680 | 250 |
| TK30000 | 0 ~ 30000 | 500 | 8 | 40 | 38 | 7 | 130 | 83 | 305 | 35 | 172 | 598 | 830 | 350 |

| Model (cN) | Range (cN) | Incr. (cN) | A mm | B mm | C mm | D mm | E mm | F mm | G mm | H mm | I mm | L mm | Weight (g) | Correcting value for horizontal measurements (c-N) |
|------------|------------|------------|------|------|------|------|------|------|------|------|------|------|------------|--|
| TK10CN | 0 ~ 10 | 0.5 | 1.5 | 16 | 13 | 1.5 | 40 | 19 | 98 | 15 | 48 | 181 | 30 | 3 |
| TK30CN | 0 ~ 30 | 1 | 1.5 | 16 | 13 | 1.5 | 60 | 19 | 113 | 15 | 66 | 214 | 30 | 3 |
| TK50CN | 0 ~ 50 | 1 | 1.5 | 16 | 13 | 1.5 | 60 | 19 | 113 | 15 | 66 | 214 | 30 | 3 |
| TK110CN | 0 ~ 110 | 2 | 2 | 16 | 13 | 2 | 60 | 27.5 | 113 | 15 | 65.5 | 221 | 35 | 10 |
| TK200CN | 0 ~ 200 | 5 | 2 | 16 | 13 | 2 | 60 | 27.5 | 113 | 15 | 65.5 | 221 | 35 | 10 |
| TK300CN | 0 ~ 300 | 5 | 2 | 16 | 13 | 2 | 60 | 27.5 | 113 | 15 | 65.5 | 221 | 35 | 10 |
| TK500CN | 0 ~ 500 | 10 | 3 | 20 | 16 | 2.6 | 56 | 43 | 131 | 25 | 69 | 270 | 78 | 30 |
| TK600CN | 0 ~ 600 | 20 | 3 | 20 | 16 | 2.6 | 56 | 43 | 131 | 25 | 69 | 270 | 78 | 30 |
| TK1000CN | 0 ~ 1000 | 25 | 3 | 20 | 16 | 2.6 | 56 | 43 | 131 | 25 | 69 | 270 | 78 | 30 |
| TK1500CN | 0 ~ 1500 | 50 | 3 | 20 | 16 | 2.6 | 56 | 43 | 131 | 25 | 69 | 270 | 78 | 30 |
| TK2000CN | 0 ~ 2000 | 50 | 3 | 20 | 16 | 2.6 | 56 | 43 | 131 | 25 | 69 | 270 | 78 | 30 |
| TK2500CN | 0 ~ 2500 | 50 | 3 | 20 | 16 | 2.6 | 62 | 43 | 143 | 25 | 74 | 288 | 85 | 50 |
| TK3000CN | 0 ~ 3000 | 50 | 3 | 20 | 16 | 2.6 | 62 | 43 | 143 | 25 | 74 | 288 | 85 | 50 |
| TK4000CN | 0 ~ 4000 | 50 | 4 | 25 | 22 | 3.5 | 68 | 43 | 178 | 35 | 82 | 340 | 200 | 100 |
| TK5000CN | 0 ~ 5000 | 100 | 4 | 25 | 22 | 3.5 | 68 | 43 | 178 | 35 | 82 | 340 | 200 | 100 |
| TK7000CN | 0 ~ 7000 | 200 | 4 | 25 | 22 | 3.5 | 68 | 43 | 178 | 35 | 82 | 340 | 205 | 100 |
| TK10000CN | 0 ~ 10000 | 200 | 4 | 25 | 22 | 3.5 | 68 | 43 | 178 | 35 | 82 | 340 | 205 | 100 |
| TK15000CN | 0 ~ 15000 | 200 | 8 | 35 | 32 | 7 | 95 | 83 | 230 | 35 | 145 | 462 | 600 | 250 |
| TK20000CN | 0 ~ 20000 | 200 | 8 | 35 | 32 | 7 | 118 | 83 | 280 | 35 | 140 | 540 | 680 | 250 |
| TK30000CN | 0 ~ 30000 | 500 | 8 | 40 | 38 | 7 | 130 | 83 | 305 | 35 | 172 | 598 | 830 | 350 |



- If you take a measurement horizontally, add the correcting value to the indicated measurement value per the table.


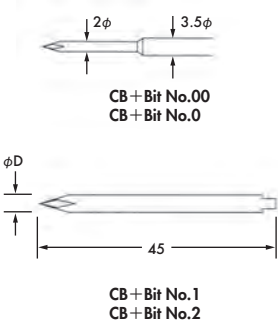
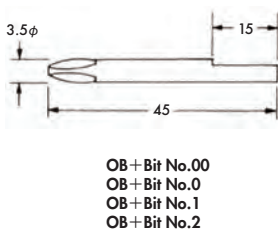
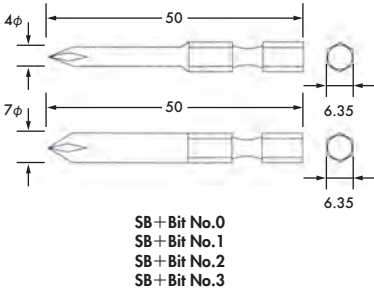

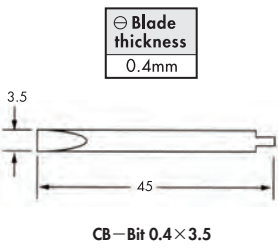
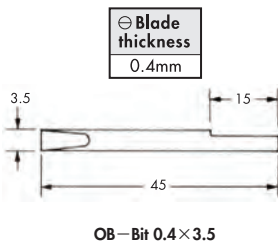
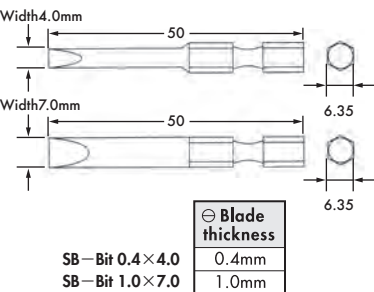

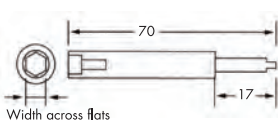
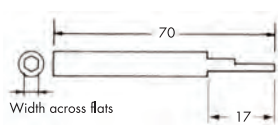
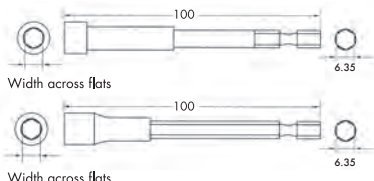

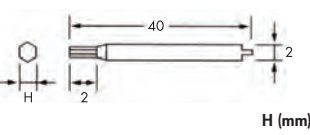
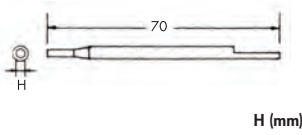
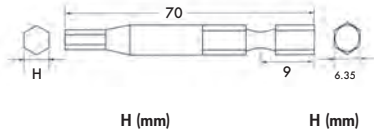


* Peak indicator is optional

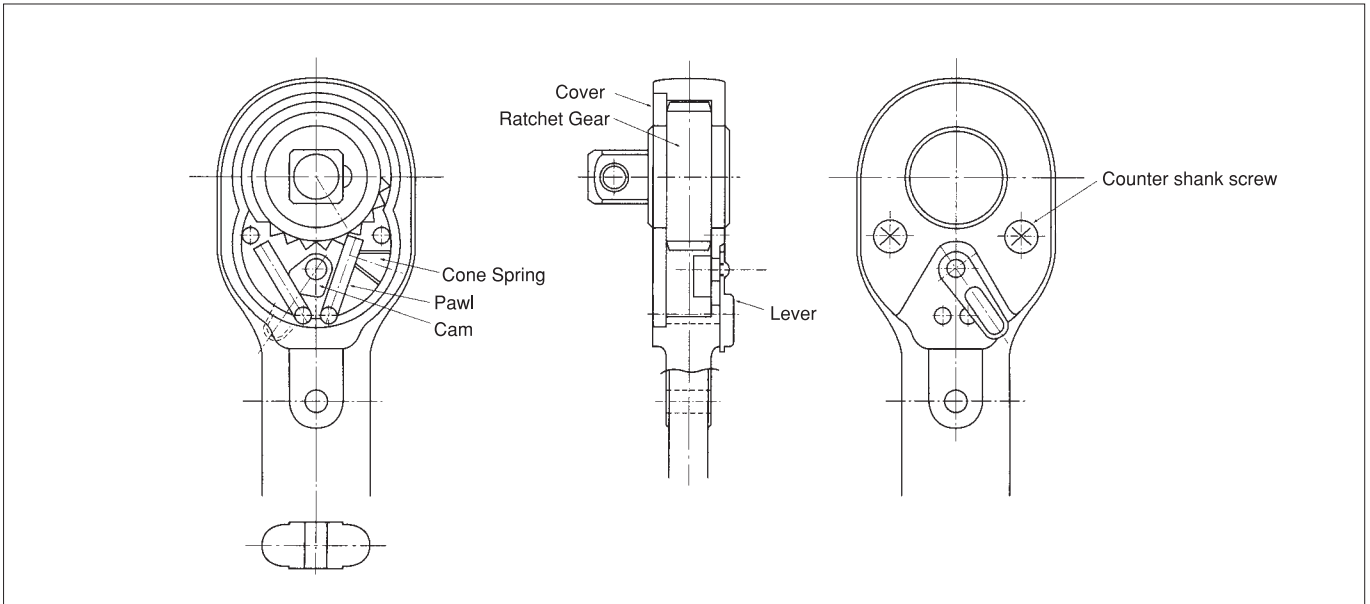
- If you would like your TK gauge with a peak indicator, please specify "TK-G" on your purchase order.
ex). TK500CN-G

BITS

BITS FOR TORQUE DRIVERS

| Type | CB type (KANON original) | OB type (KANON original) | SB type (Standard) |
|--|--|---|--|
| Applicable driver | CN15,CN30LTDK CN15,CN30STDK | 1.5LTDK,3LTDK | CN60,120,200,300,500LTDK,N10LTDK CN15,30LTDK-H,1.5,3LTDK-H 6,12,20,30,50,100LTDK CN60,120,200,300,500STDK,N10STDK 6,12,20,30,50,100STDK CN100,200,500DPSK,CN100,200,500DPSK-L 10,20,50DPSK,10,20,50DPSK-II CN10,20,50DPSK-H,1,2,5DPSK-H |
|  Phillips |  <p>CB+Bit No.00 CB+Bit No.0 CB+Bit No.1 CB+Bit No.2</p> |  <p>OB+Bit No.00 OB+Bit No.0 OB+Bit No.1 OB+Bit No.2</p> |  <p>SB+Bit No.0 SB+Bit No.1 SB+Bit No.2 SB+Bit No.3</p> |
|  Slot Drive |  <p>CB-Bit 0.4×3.5</p> |  <p>OB-Bit 0.4×3.5</p> |  <p>SB-Bit 0.4×4.0 SB-Bit 1.0×7.0</p> |
|  BOX BITS (Female type) |  <p>Width of across flat (mm)</p> <p>CB BOX BIT 3 CB BOX BIT 4 CB BOX BIT 5 CB BOX BIT 5.5 CB BOX BIT 6</p> |  <p>Width of across flat (mm)</p> <p>OB BOX BIT 3 OB BOX BIT 4 OB BOX BIT 5 OB BOX BIT 5.5 OB BOX BIT 6</p> |  <p>Width of across flat (mm)</p> <p>SB BOX BIT 4 SB BOX BIT 5 SB BOX BIT 5.5 SB BOX BIT 6 SB BOX BIT 7 SB BOX BIT 8</p> <p>SB BOX BIT 10 SB BOX BIT 12 SB BOX BIT 13 SB BOX BIT 14</p> |
|  HEX BITS (Male type) |  <p>H (mm)</p> <p>CB HEX BIT 1.27 CB HEX BIT 1.5 CB HEX BIT 2 CB HEX BIT 2.5 CB HEX BIT 3</p> |  <p>H (mm)</p> <p>OB HEX BIT 1.27 OB HEX BIT 1.5 OB HEX BIT 2 OB HEX BIT 2.5 OB HEX BIT 3</p> |  <p>H (mm)</p> <p>SB HEX BIT 1.27 SB HEX BIT 1.5 SB HEX BIT 2 SB HEX BIT 2.5 SB HEX BIT 3</p> <p>SB HEX BIT 4 SB HEX BIT 5 SB HEX BIT 6 SB HEX BIT 8</p> |

PARTS FOR QLK, QSPK AND QCK



CAUTION FOR USE

CONFORM TO ITEMS AS SHOWN BELOW, AND ADEQUATELY HANDLE THE TORQUE WRENCH.

- 1 When bolts are tightened, it is dangerous to insert the pipe in the handle. Furthermore, an adequate tightening torque value can not be obtained.
- 2 If the extension tool is applied to the torque meter, a torque value indicated in the dial does not mean a torque value which is actually imposed on the bolt. (See Fig. 1)
The torque value should be calculated as follows.

$$T = \frac{A+B}{A} \times T_1$$

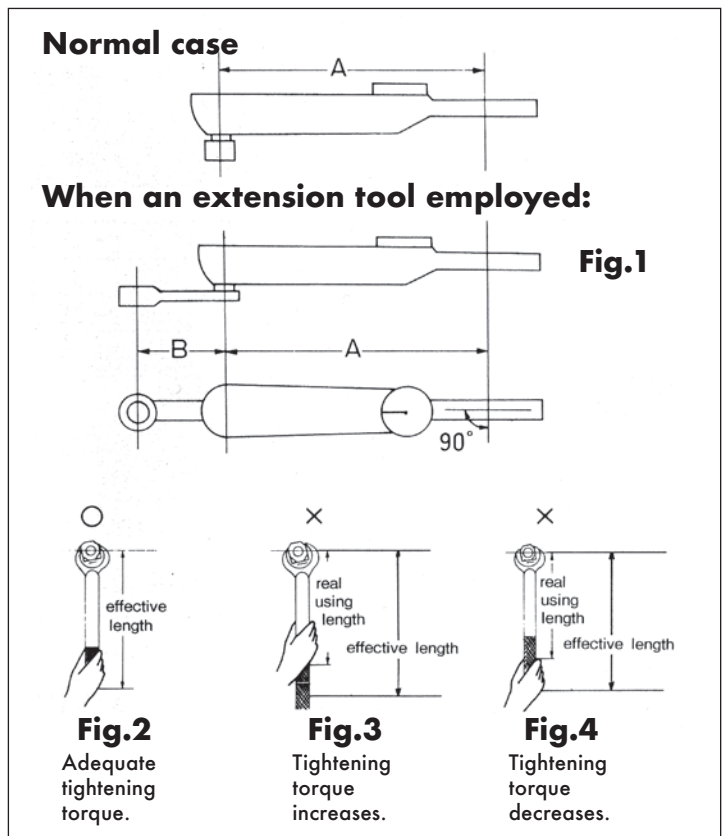
Where T=force which is actually imposed on bolts.

T₁=indication value of meter.

A=effective length of the body.

B=effective length of extension tool.

- 3 When bolts and nuts are tightened, the grasping position shall be at the center of the knurled zone, and tightening should be performed. (See Fig. 2)



Bolt tightening torque table

| Bolt width across flats (mm) | | | Bolt screw nominal dia. | Reference standard tightening torque $\frac{\text{kgf}\cdot\text{cm}}{\text{Nm}}$ | | | |
|------------------------------|-----------|-------------------------------|-------------------------------|---|-------------------|---|-----------------|
| hexagon head bolt | set screw | hexagon socket head cap screw | | Standard Bolt | 7T,8T (high ten.) | 10T,11T (high ten.) friction connection | Brass |
| 4 | (0.9) | (1.5) | M2 | 1.5 0.15 | 2.7 0.26 | 3.6 0.35 | 0.8 0.08 |
| 4.5 | (1.27) | (2) | M2.5 | 3.2 0.31 | 5.8 0.57 | 7.7 0.76 | 1.6 0.16 |
| 5.5 | 1.5 | 2.5 | M3 | 6 0.59 | 10.8 1.06 | 15 1.47 | 3 0.29 |
| 6 | — | — | (M3.5) | 10 0.98 | 18 1.77 | 24 2.35 | 5 0.49 |
| 7 | 2 | 3 | M4 | 16 1.57 | 28 2.75 | 30 2.94 | 8 0.78 |
| 8 | — | — | (M4.5) | 21 2.06 | 38 3.73 | 50 4.9 | 11 1.08 |
| 8 | 2.5 | 4 | M5 | 30 2.94 | 54 5.30 | 72 7.06 | 15 1.47 |
| 10 | 3 | 5 | M6 | 50 4.9 | 90 8.83 | 120 11.77 | 25 2.45 |
| 11 | — | — | (M7) | 90 8.83 | 160 15.69 | 220 21.57 | 45 4.41 |
| 13 | 4 | 6 | M8 | 120 11.77 | 220 21.57 | 290 28.44 | 60 5.88 |
| 17 | 5 | 8 | M10 | 240 23.54 | 430 42.17 | 580 56.88 | 120 11.77 |
| 19 | 6 | 10 | M12 | 420 41.19 | 760 74.53 | 1,000 98.07 | 210 20.59 |
| 22 | 6 | 12 | (M14) | 690 67.67 | 1,240 121.6 | 1,650 161.8 | 350 34.32 |
| 24 | 8 | 14 | M16 | 1,080 105.9 | 2,000 196.1 | 2,600 255 | 540 52.96 |
| 27 | 8 | 14 | (M18) | 1,500 147.1 | 2,700 264.8 | 3,600 353 | 750 73.55 |
| 30 | 10 | 17 | M20 | 2,100 205.9 | 3,800 372.7 | 5,100 500.1 | 1,050 103 |
| 32 | — | 17 | (M22) | 2,800 274.6 | 5,100 500.1 | 6,700 657 | 1,400 137.3 |
| 36 | — | 19 | M24 | 3,400 333.4 | 6,100 598.2 | 8,200 804.1 | 1,700 166.7 |
| 41 | — | 19 | (M27) | 5,400 529.6 | 9,700 951.2 | 13,000 1,275 | 2,700 264.8 |
| 46 | — | 22 | M30 | 7,200 706.1 | 13,000 1,275 | 17,300 1,697 | 3,600 353 |
| 50 | — | 24 | (M33) | 10,000 980.7 | 18,000 1,765 | 24,000 2,354 | 5,000 490.3 |
| 55 | — | 27 | M36 | 13,000 1,275 | 23,400 2,295 | 31,200 3,060 | 6,500 637.4 |
| 60 | — | 27 | (M39) | 16,000 1,569 | 28,800 2,824 | 38,400 3,766 | 8,000 784.5 |
| 65 | — | 32 | M42 | 20,000 1,961 | 36,000 3,531 | 48,000 4,707 | 10,000 980.7 |
| JIS B1180 | JIS B1177 | JIS B1176 | Related standards | SS | SCr | SCr | C-B |
| | | | Material | S-C | SCM | SCM | C-R |
| | | | Strength classify (JIS B1051) | 4·6 ~ 6·9 | 8·8 ~ 12·9 | 10·9 ~ 12·9 | A-B |

Note: 1. The size in () of width across flats is subject to other standards than JIS.
 2. Products for attached with () to the bolt and screw dia, should not be used if possible.

torque unit and conversion table

| | Metric | SI unit | Imperial |
|-------------------------|--|---|--|
| Torque unit | kgf·cm kgf·m gf·cm | N·m N·cm | lbf·in lbf·ft OZf·in |
| Conversion in unit | 1 kgf·m = 100 kgf·cm 1 kgf·cm = 1000 gf·cm 1 kgf·m = 10 kgf·mm | 1 N·m = 100 N·cm | 1 lbf·ft = 12 lbf·in 1 lbf·in = 16 OZf·in |
| Conversion between unit | 1 kgf·cm = 0.098065 N·m 1 kgf·cm = 0.8679627 lbf·in 1 kgf·cm = 0.072330 lbf·ft | 1 N·m = 10.1972 kgf·cm 1 N·m = 8.850 lbf·in 1 N·m = 0.737562 lbf·ft | 1 lbf·in = 1.15 kgf·cm 1 lbf·in = 0.112985 N·m 1 lbf·ft = 13.825 kgf·cm 1 lbf·ft = 0.001356 N·m |
| Force unit | 1 kgf = 9.807 N 1 kgf = 2.205 lbf | 1 N = 0.101 972 kgf 1 N = 0.224809 lbf | 1 lbf = 0.453592 kgf 1 lbf = 4.448 N (1 lbf = 16 OZf) |
| Length | 1 cm = 0.393701 in | 1 m = 3.281 ft | 1 in = 2.54cm 1 ft = 0.305m (1 ft = 12 in) |



<https://www.bestool-kanon.co.jp>

Improvement specifications subject to change without notice.

Distributed by:

Produced by :

NAKAMURA MFG. CO., LTD.

4-4, Ohi 4-Chome, Shinagawa-ku, Tokyo 140-0014, Japan

2024-2-3000